

Cursive Handwriting Practice Worksheets (A-Z)

Practice cursive letters A-Z with our cursive handwriting worksheets. From A to the mysterious cursive Z, you'll be an expert cursive writer when you're done. Download individually or the whole set at once. These are great for keeping around the classroom or study room at home. Anytime a student needs a quick reminder on a tricky cursive letter, have him complete the worksheet, and his cursive will be classy.


Ketabton.com



Table of Contents

- Cursive A
- Cursive B
- Cursive C
- Cursive D
- Cursive E
- Cursive F
- Cursive Handwriting: "G"
- Cursive H
- Cursive I
- Cursive J
- Cursive K
- Cursive L
- Cursive M
- Cursive N
- Cursive O
- Cursive P
- Cursive Q
- Cursive R
- Cursive S
- Cursive T
- Cursive U
- Cursive V
- Cursive W
- Cursive X
- Cursive Y
- Cursive Z

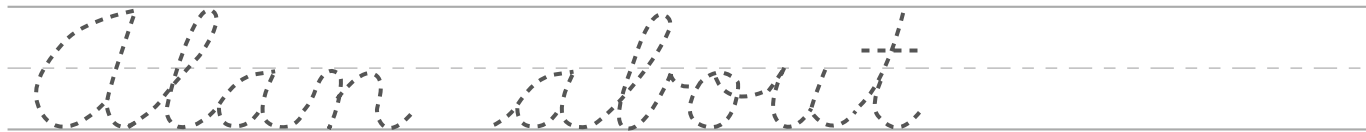

Cursive A



Trace the cursive letters, then write your own.



Trace the sentence written in script.



Cursive B



Trace the cursive letters, then write your own.

B B B

B B B

b b b

b b b


Trace the sentence written in script.

Bart borrows

books on bugs

from Blair.

Cursive C



Trace the cursive letters, then write your own.

C C C

C C C

c c c

c c c

Trace the sentence written in script.

Crystal rocks



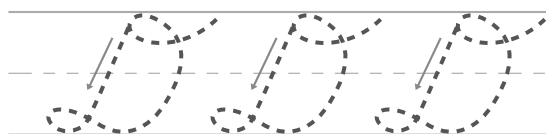
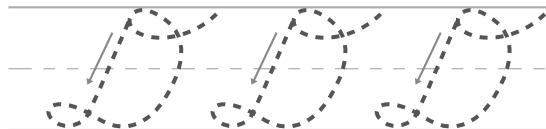
creamy corn

chowder.

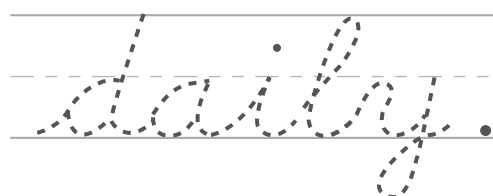

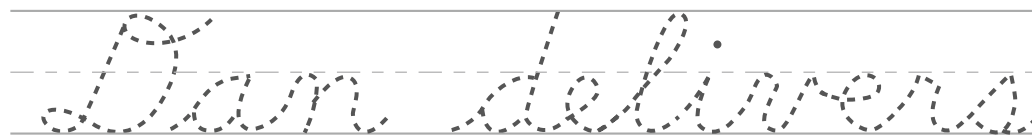
Cursive D




Trace the cursive letters, then write your own.



Trace the sentence written in script.



Cursive E



Trace the cursive letters, then write your own.

E E E

E E E

e e e

e e e

Trace the sentence written in script.

Olisa eats

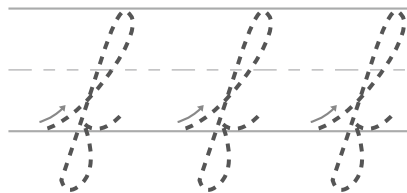
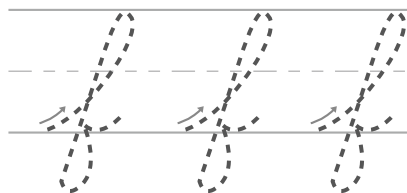
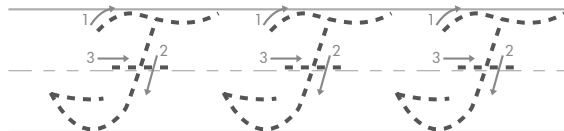
eggplants every

day.

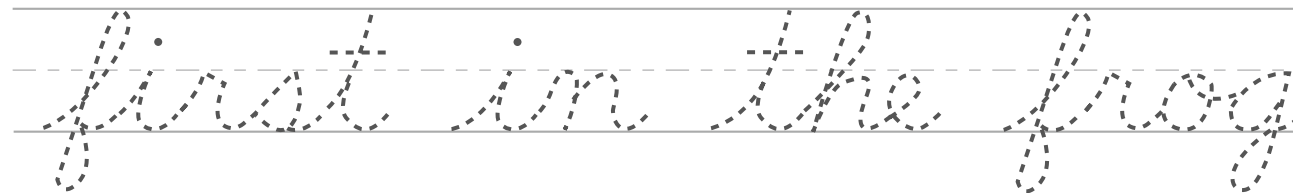
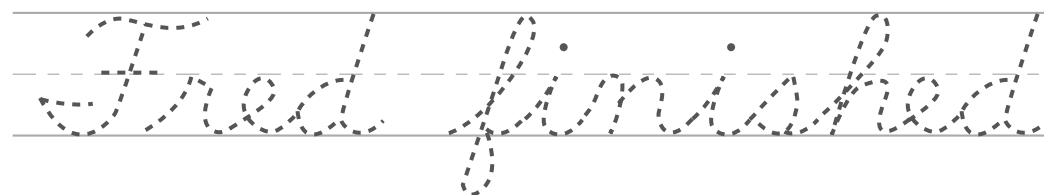
Cursive F




Trace the cursive letters, then write your own.



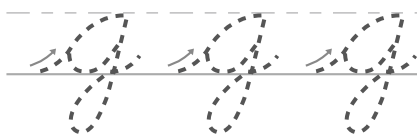
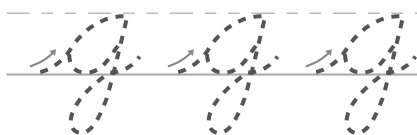


Trace the sentence written in script.



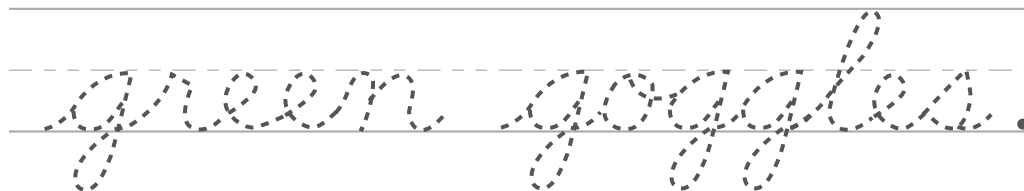
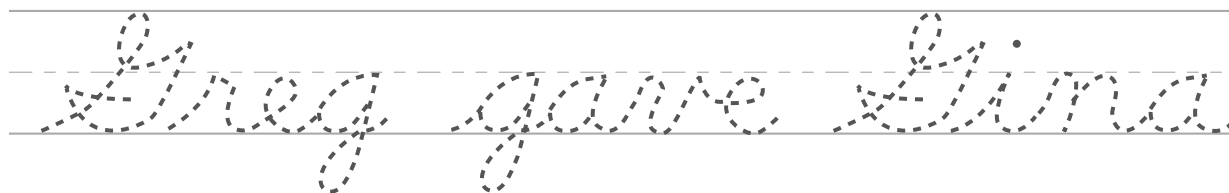
Cursive G




Trace the cursive letters, then write your own.



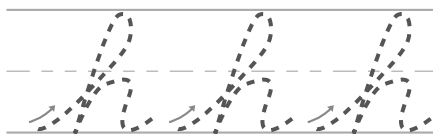

Trace the sentence written in script.



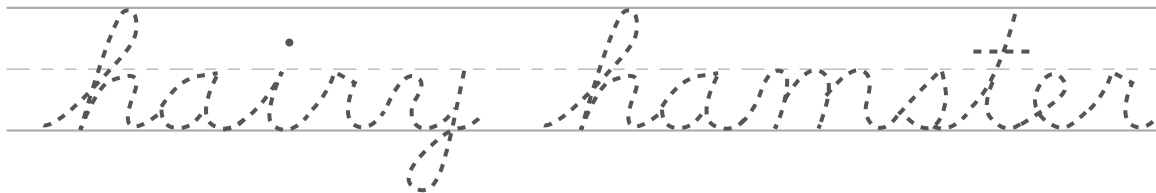

Cursive H



Trace the cursive letters, then write your own.



Trace the sentence written in script.



Cursive I



Trace the cursive letters, then write your own.

I I I

I I I

i i i

i i i

Trace the sentence written in script.

Ann ice skates

with Anna in

Indiana.

Cursive J




Trace the cursive letters, then write your own.

Tracing practice for cursive uppercase 'J' and lowercase 'j'. The first two rows show three dashed uppercase 'J's on handwriting lines, with arrows indicating the stroke direction. The next two rows show three dashed lowercase 'j's on handwriting lines, also with arrows indicating the stroke direction.



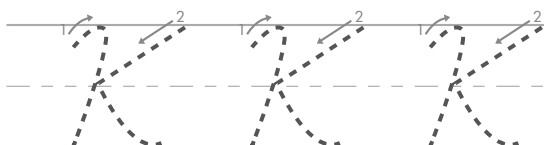
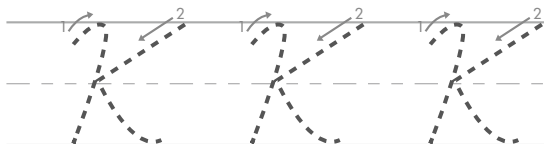
Trace the sentence written in script.

Tracing practice for a sentence in cursive script. The sentence is "Jenny just ate jelly from a jar." and is written in dashed lines on handwriting lines. Below the tracing lines are two blank sets of handwriting lines for independent practice.


Cursive K




Trace the cursive letters, then write your own.



Trace the sentence written in script.





Cursive L



Trace the cursive letters, then write your own.



Trace the sentence written in script.



Cursive M



Trace the cursive letters, then write your own.

M M M

M M M

m m m

m m m

Trace the sentence written in script.

Michelle earns

money making

masks.

Cursive N



Trace the cursive letters, then write your own.

n n n

n n n

n n n

n n n

Trace the sentence written in script.

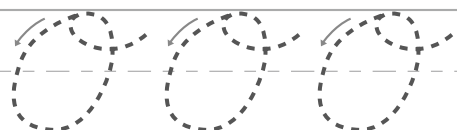
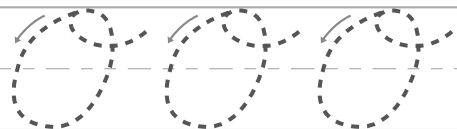
Nikki needs new

knitting needles.


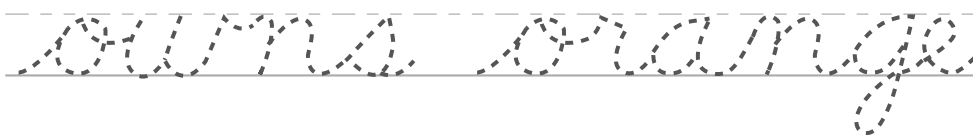
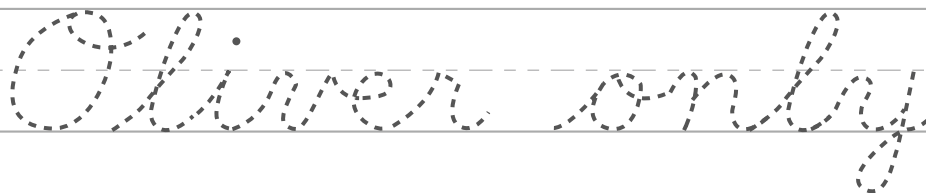
Cursive O




Trace the cursive letters, then write your own.



Trace the sentence written in script.



Cursive P



Trace the cursive letters, then write your own.

P P P

P P P

p p p

p p p


Trace the sentence written in script.

Patti picks

pretty petunias

with Pete.

Cursive Q



Trace the cursive letters, then write your own.

Q Q Q

Q Q Q

q q q

q q q

Trace the sentence written in script.

Quincy ate quite

a bit of quiche.

Cursive R



Trace the cursive letters, then write your own.

R R R

R R R

r r r

r r r

Trace the sentence written in script.

Rachel reads


books about

round rocks.

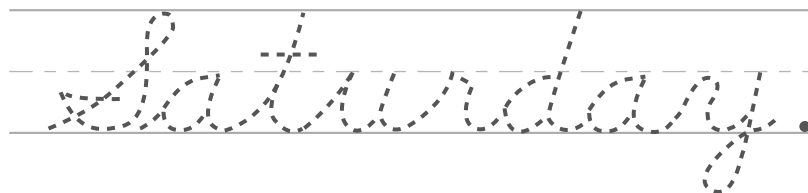
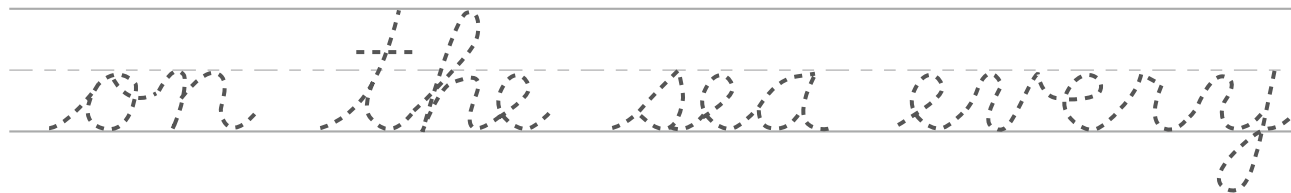
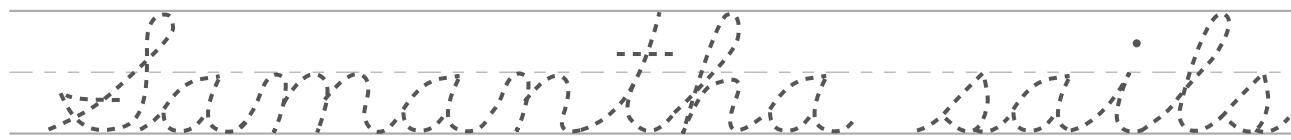
Cursive S




Trace the cursive letters, then write your own.



Trace the sentence written in script.



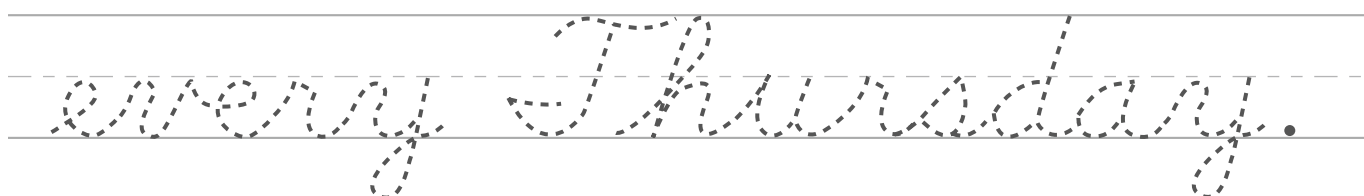
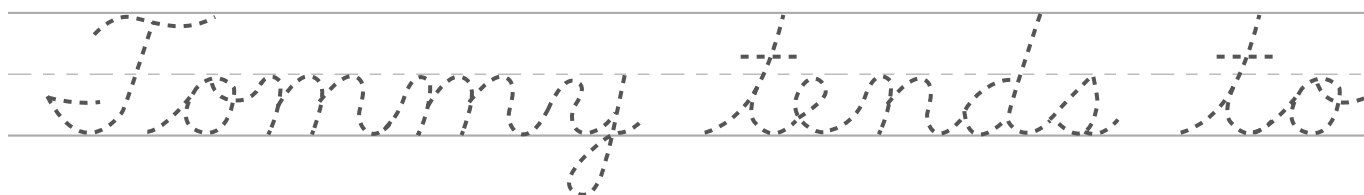
Cursive T



Trace the cursive letters, then write your own.



Trace the sentence written in script.



Cursive U



Trace the cursive letters, then write your own.

U U U

U U U

u u u

u u u

Trace the sentence written in script.

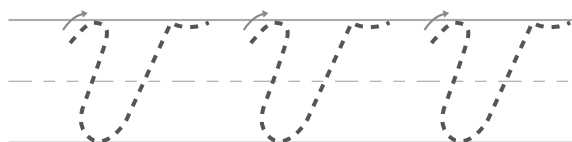
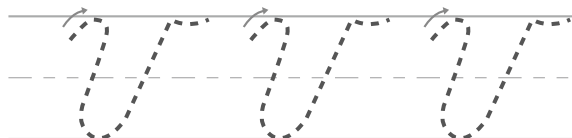
Umbrella under the

umbrella.

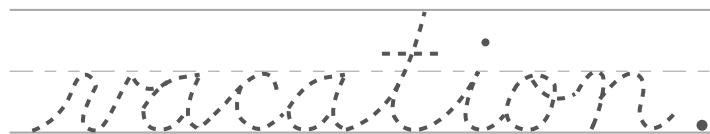
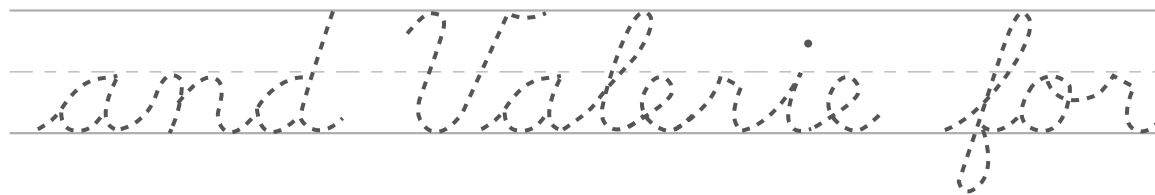

Cursive V



Trace the cursive letters, then write your own.



Trace the sentence written in script.



Cursive W



Trace the cursive letters, then write your own.

W W W

W W W

W W W

W W W

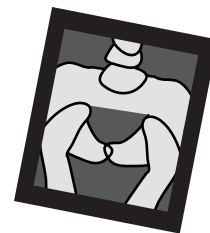
Trace the sentence written in script.

Will wishes

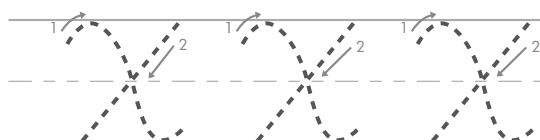
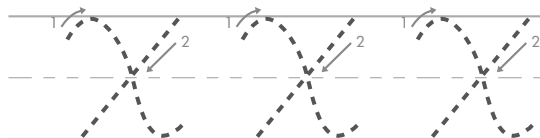
winter were

warmer.

Cursive X



Trace the cursive letters, then write your own.



Trace the sentence written in script.

Xander took

some excellent

X-rays.

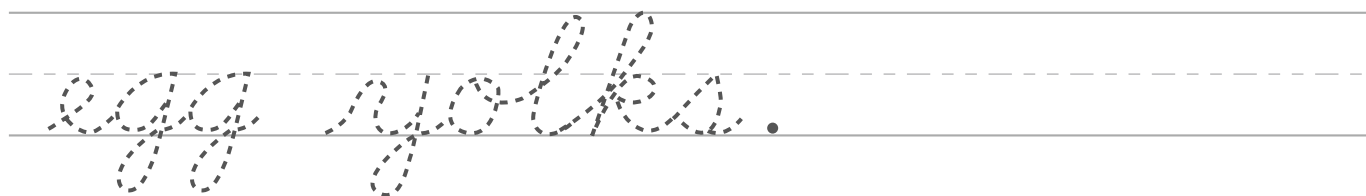
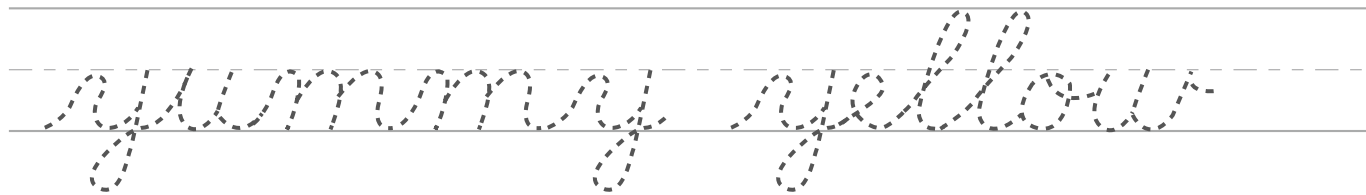
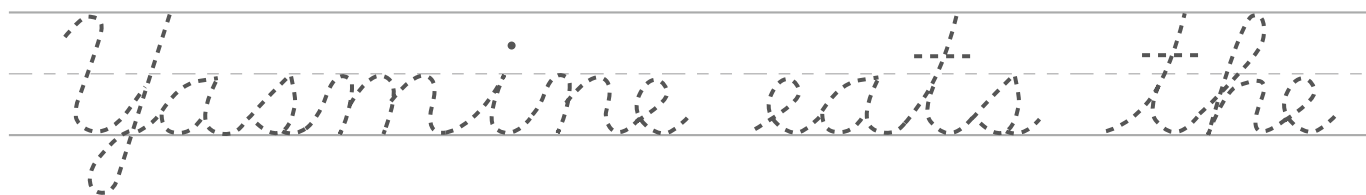
Cursive Y




Trace the cursive letters, then write your own.



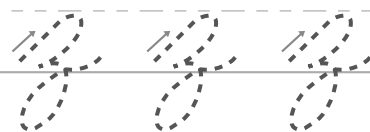
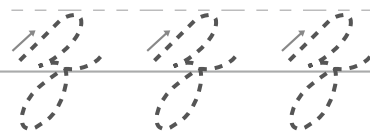
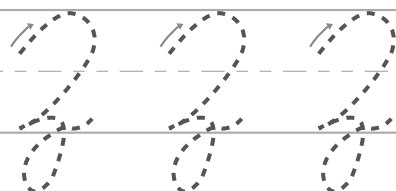
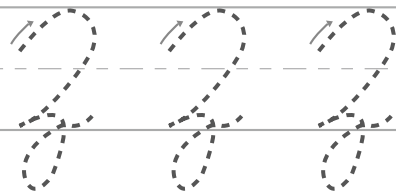
Trace the sentence written in script.




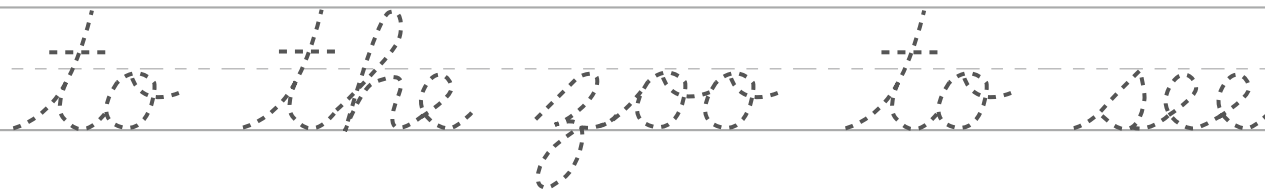
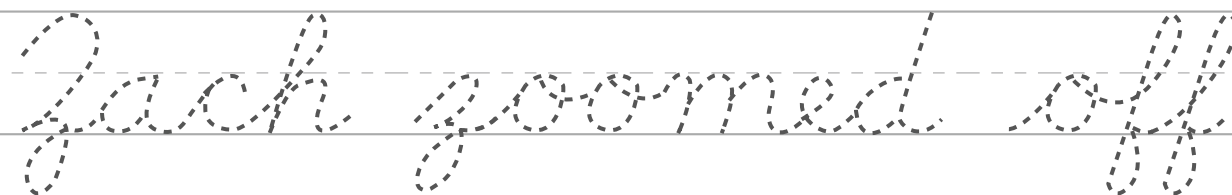
Cursive Z



Trace the cursive letters, then write your own.



Trace the sentence written in script.



**Get more e-books from www.ketabton.com
Ketabton.com: The Digital Library**