




Yorkey  
Barrutia  
Chamrat  
Diaz  
Gonzalez  
Ney  
Woolf

[Ketabton.com](http://Ketabton.com)

# New InterCom 1



# New InterCom





# Unit 1

## Preliminary Lessons



### *The Logans*

Bob, Tom, Adela, Lisa  
and Sam Logan

### *The Youngs*

Liz, Ted, Elinor, Howard, Mike  
and Joyce Young







# The Navas



Ana, Pablo, Melanie  
and Carlos Nava



Sekila  
Manzikala



Toshio Ito



Gloria Rivera



Cristina Silva




Gino Leone



# Lesson 1

## 1. Presentation

Formal introductions





## 2. Interaction

Introducing yourself

STUDENT 1: Hello. I'm \_\_\_\_\_.

STUDENT 2: \_\_\_\_\_ to meet you, \_\_\_\_\_. I'm \_\_\_\_\_.

## 3. Presentation

The alphabet

|   |   |   |   |   |   |   |   |   |   |   |   |   |
|---|---|---|---|---|---|---|---|---|---|---|---|---|
| A | B | C | D | E | F | G | H | I | J | K | L | M |
| a | b | c | d | e | f | g | h | i | j | k | l | m |
| N | O | P | Q | R | S | T | U | V | W | X | Y | Z |
| n | o | p | q | r | s | t | u | v | w | x | y | z |

## 4. Skill Building

Spelling

Spell the name of each person on pages 2 and 3.

## 5. Presentation

Informal introductions

Hi. I'm  
Cristina  
Silva.



Glad to meet  
you, Cristina.  
My name's  
Tom Logan.



## 6. Interaction

Introducing yourself

STUDENT 1: Hi. I'm \_\_\_\_\_.

STUDENT 2: \_\_\_\_\_ to meet you, \_\_\_\_\_. My name's  
\_\_\_\_\_.



## 7. Presentation

Identifying people with *this*.

1



This is Gino Leone.

2



This is Mike Young.

3



This is Liz Young.

4



This is Toshio Ito.

## 8. Skill Building

Make a sentence as in Presentation 7.

1



Elinor Young





Bob Logan



Gloria Rivera



Cristina Silva

---

## Lesson 2

---

### 1. Presentation

Identifying people with *that*



That's Howard Young.



That's Joyce Young.




That's Pablo Nava.



That's Adela Logan.

## 2. Skill Building

Make a sentence as in Presentation 1.



Mike Young



Gino Leone



Ted Young



Bob Logan

### 3. Presentation

Be: information questions with *who*

1

Who's this?

It's Melanie Nava.





Who's that?



Who's this?

#### 4. Skill Building

Ask and answer questions as in Presentation 3.



Cristina



Liz



Mike



Toshio



## 5. Presentation

Days of the week

What day is today?

It's Tuesday.

| SUNDAY | MONDAY | TUESDAY | WEDNESDAY | THURSDAY | FRIDAY | SATURDAY |
|--------|--------|---------|-----------|----------|--------|----------|
| 1      | 2      | 3       | 4         | 5        | 6      | 7        |

## 6. Skill Building

Ask and answer questions as in Presentation 5.

STUDENT 1: What day is today?

STUDENT 2: It's \_\_\_\_\_.

## 7. Reentry

Spelling

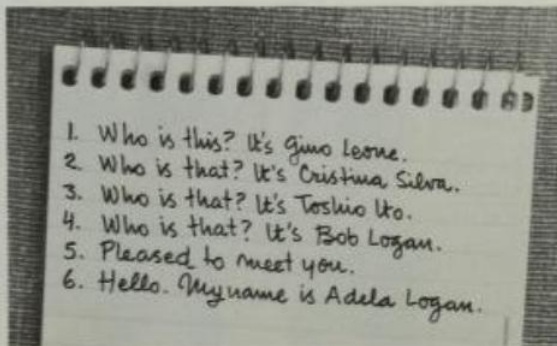
Spell each word.

- |            |             |         |          |
|------------|-------------|---------|----------|
| 1. Friday  | 3. Saturday | 5. this | 7. who   |
| 2. Tuesday | 4. English  | 6. that | 8. hello |

## 8.

*Writing*

Write the sentences on a piece of paper.



## Lesson 3

### 1. Presentation

#### Greetings







## 2. Interaction

Greeting people

STUDENT 1: Good \_\_\_\_\_, \_\_\_\_\_ . How are you?

STUDENT 2: \_\_\_\_\_, \_\_\_\_\_ . And you?

STUDENT 1: \_\_\_\_\_.

## 3. Interaction

Greeting people and introducing yourself

STUDENT 1: Good \_\_\_\_\_ . I'm \_\_\_\_\_ .


STUDENT 2: \_\_\_\_\_ to meet you, \_\_\_\_\_ . My name's \_\_\_\_\_

## 4. Presentation

Numbers 1-12




This is number 1. This is number 2. This is number 3. This is number 4.



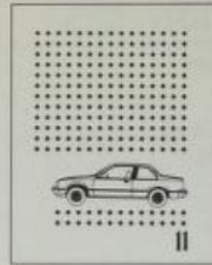
This is number 5. This is number 6. This is page 7. This is page 8.




This is page 9.



This is page 10.



This is page 11.



This is page 12.

## 5. Presentation


Questions with *what*



What's this?  
It's Book 1.



What's this?  
It's number 6.


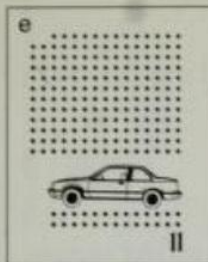


What's this?  
It's page 7.

## 6. Skill Building

Ask and answer questions as in Presentation 5.





## Lesson 4

### 1. Presentation

Introducing friends






## 2. Skill Building

Take the role of each person in Presentation 1 and practice the introductions.

## 3. Listening

Listen to each sentence and write the letter of the correct picture.



1. \_\_\_\_\_ 2. \_\_\_\_\_ 3. \_\_\_\_\_ 4. \_\_\_\_\_ 5. \_\_\_\_\_ 6. \_\_\_\_\_ 7. \_\_\_\_\_ 8. \_\_\_\_\_

## 4. Reentry

Information questions with *what* and *who*

Ask and answer questions.



STUDENT 1: What's this?

STUDENT 2: It's Book 1.



STUDENT 1: Who's that?

STUDENT 2: It's Bob Logan.



Toshio Ito



Liz Young



Cristina Silva



Adela Logan



Bob Logan



Mike Young

## 5. Presentation

Months of the year





## 6. Skill Building

Say the name of the next month.

January, \_\_\_\_\_

January, February

1. September, \_\_\_\_\_

2. March, \_\_\_\_\_

3. October, \_\_\_\_\_

4. July, \_\_\_\_\_

5. April, \_\_\_\_\_

6. February, \_\_\_\_\_

## 7. Communication Game

*find  
the  
Words*

Here are some numbers and letters.  
Make words from the letters. Read the  
numbers to another student. He/She  
finds the words.

11 - 2 - 8 - 10 Gino  
4 - 9 - 10 who

|   |   |   |   |   |   |   |   |   |    |    |    |
|---|---|---|---|---|---|---|---|---|----|----|----|
| 1 | 2 | 3 | 4 | 5 | 6 | 7 | 8 | 9 | 10 | 11 | 12 |
| T | I | E | W | A | S | M | N | H | O  | G  | K  |

## 8. Presentation

Classroom expressions



Listen.



Speak.



Read.



Write.





Who's this?  
I don't know.



Who's this?  
I don't remember.



Open your book,  
please.



Close your book,  
please.

### UNIT 1 VOCABULARY

#### Nouns

book  
day  
name  
number  
page  
today

#### Verbs

are  
close  
do(n't)  
is  
know  
listen

open  
please  
read  
remember  
speak  
write

#### Pronouns

I  
I('m)  
it('s)  
you

#### Possessives

my  
your

#### Grammar Words

Conjunction: and

Demonstratives: this  
that

Question Words: how  
what  
who

#### Expressions

Fine, thanks.  
Good morning/afternoon/evening.  
Hello.  
Hi.  
How are you?  
Not too bad.  
Pleased/nice/glad to meet you.  
Pretty good.

#### Word Sets

Days of the week  
Months of the year  
Numbers 1-12



# Unit 2

## On the Telephone



*Mike is calling Bob. Sam is answering the telephone.*



SAM: Hello.  
MIKE: Hello, Bob?  
SAM: No, this is Sam.  
MIKE: Oh, hi, Sam. This is Mike. How are you?  
SAM: Fine, thanks, Mike. And you?  
MIKE: Not too bad. Is Bob at home?  
SAM: Yes. He's in the dining room. Just a minute.  
MIKE: Thanks.



# 1. Presentation

Be: *yes/no* questions and answers with *he/she*  
Prepositions *in* and *at* (Summary A1)



1  
Is Ted at home?  
Yes. He's in the kitchen.



2  
Is Adela at home?  
Yes. She's in the living room.



3  
Is Sam at home?  
Yes. He's in the bathroom.



4  
Is Lisa at home?  
Yes. She's in the bedroom.

## 2. Skill Building

Ask and answer questions.

Ted//dining room

S1: Is Ted at home?  
S2: Yes. He's in the dining room.

- 1. Adela//living room
- 2. Mr. Young//kitchen
- 3. Sam//bedroom
- 4. Lisa//dining room
- 5. Bob//bathroom
- 6. Elinor//kitchen
- 7. Mike//dining room
- 8. Joyce//bedroom

## 3. Interaction

Making a telephone call



S1: Hello, \_\_\_\_\_ . Is \_\_\_\_\_ ?  
S2: Yes \_\_\_\_\_ . Just a minute.






## 4. Reentry

Identifying people with *this* and *that* • Preposition *in* (Summary A1)

Tell about each picture using *this* or *that*.



## 5. Listening

Listen to each telephone number and write it.

Example: 471-3210

1. \_\_\_\_\_
2. \_\_\_\_\_
3. \_\_\_\_\_
4. \_\_\_\_\_
5. \_\_\_\_\_

## 6. Presentation

Answering the door

Hello, Bob.  
Is Lisa at home?

Yeah, Ted. Come in.  
She's in the dining room.



## 7. Interaction

Answering the door

Ask and answer questions as in Presentation 6.

S1: Hello, \_\_\_\_\_ . \_\_\_\_\_ at home?

S2: Yeah, \_\_\_\_\_ . \_\_\_\_\_ in the  
\_\_\_\_\_ .



## 8. Listening

Look at each picture and listen to the questions. Write *yes* or *no*.













### 9. Pronunciation

Repeat these sentences.

- 1. Is Joyce at home?  
Yes. She's in the yard.
- 2. Is Sam at home?  
Yes. He's in the bathroom.

- 3. Is Ted at home?  
Yes. He's in the kitchen.
- 4. Is Bob at home?  
Yes. He's in the dining room.
- 5. Is Adela at home?  
Yes. She's in the bedroom.
- 6. Is Lisa at home?  
Yes. She's in the living room.

### 10. Silent Reading

|   |   |   |
|---|---|---|
| <p>1</p>  <p>Hello. Is Mike at home?</p> | <p>2</p>  <p>Just a minute</p>                       | <p>3</p>  <p>Mike?</p>                            |
| <p>Bob is on the telephone.</p>   | <p>Howard Young is answering.</p>   | <p>Ted is in the dining room.</p>   |
| <p>4</p>  <p>Mike?</p>                 | <p>5</p>  <p>Mike?</p> <p>He's at the library.</p> | <p>6</p>  <p>Sorry. Mike is at the library.</p> |
| <p>Liz is in the kitchen.</p>   | <p>Joyce is in the yard.</p>  |   |

Answer the questions with *yes*, *no* or *I don't know*.

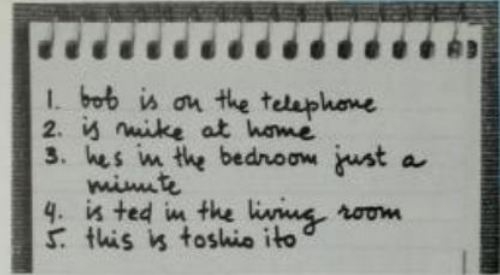
- 1. Is Mike at home?
- 2. Is Elinor at home?
- 3. Is Ted in the living room?
- 4. Is Mike at the library?
- 5. Is Ted studying?



11.

## Writing

Write the sentences on a piece of paper. Capitalize and punctuate them.



### UNIT 2 VOCABULARY

#### Nouns

bathroom  
bedroom  
dining room  
home  
kitchen  
library  
living room  
telephone  
yard

#### Verb

study

#### Pronouns

he  
she

#### Prepositions

at (home, the library)  
in (the kitchen)  
on (the telephone)

#### Determiners

a  
the

#### Expressions

Come in.  
I don't know/remember.  
Just a minute.  
No.  
Oh.  
Yeah.  
Yes.

# Unit 3

## Let's Go



Mike and Bob are talking on the telephone.



BOB: Hello.

MIKE: Hi, Bob. Are you busy?

BOB: Oh hi, Mike. Yes, I am.

MIKE: What are you doing?

BOB: I'm studying math.

MIKE: Let's go to the lake.

BOB: Sorry, Mike. I have to study.

MIKE: OK, Bob. See you at school tomorrow.

BOB: Fine, Mike. Thanks for calling.





## 1. Presentation

Be: *yes/no* questions with *you* and affirmative short answers with *I* (Summary A1)

1. Are you busy? Yes, I am.
2. Are you in the living room? Yes, I am.
3. Are you at home? Yes, I am.

## 2. Skill Building

Ask and answer questions.

busy    S1: Are you busy?  
          S2: Yes, I am.

1. at home
2. in the living room
3. in the bathroom
4. in the kitchen
5. in the dining room
6. at school
7. in the yard
8. in the bedroom



## 3. Presentation

Suggestion: *let's go*

1. Let's go to the lake.
2. Let's go to the park.

## 4. Interaction

Making suggestions and giving excuses

Look at each picture on the next page. Ask another student to go to one of the places in the pictures or to another place in your city.

S1: Let's go to \_\_\_\_\_ .  
S2: Sorry, \_\_\_\_\_ . I have to study.



pool



zoo



concert



lake



park



movie

## 5. Listening

Listen to each suggestion. Write the letter of the correct picture in Interaction 4.

1. \_\_\_\_\_

3. \_\_\_\_\_

5. \_\_\_\_\_

2. \_\_\_\_\_

4. \_\_\_\_\_

6. \_\_\_\_\_



## 6. Pronunciation

Repeat these words.

- |             |           |            |
|-------------|-----------|------------|
| 1. busy     | 4. minute | 7. doing   |
| 2. study    | 5. sorry  | 8. kitchen |
| 3. cleaning | 6. number | 9. Lisa    |

Now repeat these sentences.

1. He's in the kitchen.
2. She's in the kitchen.
3. She's at a concert.
4. Lisa's busy.
5. Lisa's sorry.
6. Lisa's cleaning.

## 7. Presentation

Present continuous statements with *he/she* (Summary A2)

1



This is Bob. He's studying math.

2



This is Lisa. She's calling Joyce.

3



This is Ted. He's washing the dog.

4



This is Liz. She's fixing the car.

5



This is Tom. He's painting the kitchen.

6



This is Adela. She's cleaning the living room.





## 8. Skill Building

Tell about each picture as in Presentation 7.



Bob



Lisa



Joyce



Ted



Liz



Tom

## 9. Presentation

Present continuous questions and short answers with *he/she* (Summary A2)

Is Joyce washing the dog?

Yes, she is.

## 10. Skill Building

Look at each picture in Skill Building 8. Ask and answer questions.

S1: Is Joyce washing the dog?

S2: Yes, she is.



### 11. Listening

Listen to each sentence and look at the pictures in Skill Building 8.  
Write the name of the person you hear about.

- |          |          |          |
|----------|----------|----------|
| 1. _____ | 3. _____ | 5. _____ |
| 2. _____ | 4. _____ | 6. _____ |

### 12. Reentry

Word order in sentences

Make sentences from these words.

- |      |                  |       |         |       |         |
|------|------------------|-------|---------|-------|---------|
| home | Mike is at home. | 1. to | 2. Liz  | 3. to | 4. car  |
| is   | Is Mike at home? | glad  | the     | park  | washing |
| at   |                  | you   | is      | go    | she     |
| Mike |                  | meet  | kitchen | the   | the     |
| ./?  |                  |       | in      | let's | is      |
|      |                  |       | ./?     |       | ./?     |

### 13. Presentation

Present continuous questions with *you* and answers with *I* (Summary A2)



What are you doing?  
I'm studying math.



What are you doing?  
I'm cleaning the  
living room.



## 14. Skill Building

Ask and answer questions as in Presentation 13.



## 15. Listening

Listen to each sentence and look at the pictures in Skill Building 14. Write the letter of the correct picture.

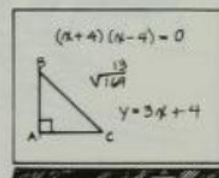
1. \_\_\_\_\_ 2. \_\_\_\_\_ 3. \_\_\_\_\_ 4. \_\_\_\_\_ 5. \_\_\_\_\_ 6. \_\_\_\_\_ 7. \_\_\_\_\_

## 16. Vocabulary Building

Ask and answer questions about school subjects.

Example: S1: Are you studying math?  
S2: Yes, I am.

math



geography



science



history



## 17. Interaction

Asking what someone is doing

S1: Hi, \_\_\_\_\_. Are you busy?

S2: Yes, I am.

S1: What are you doing?

S2: I'm \_\_\_\_\_

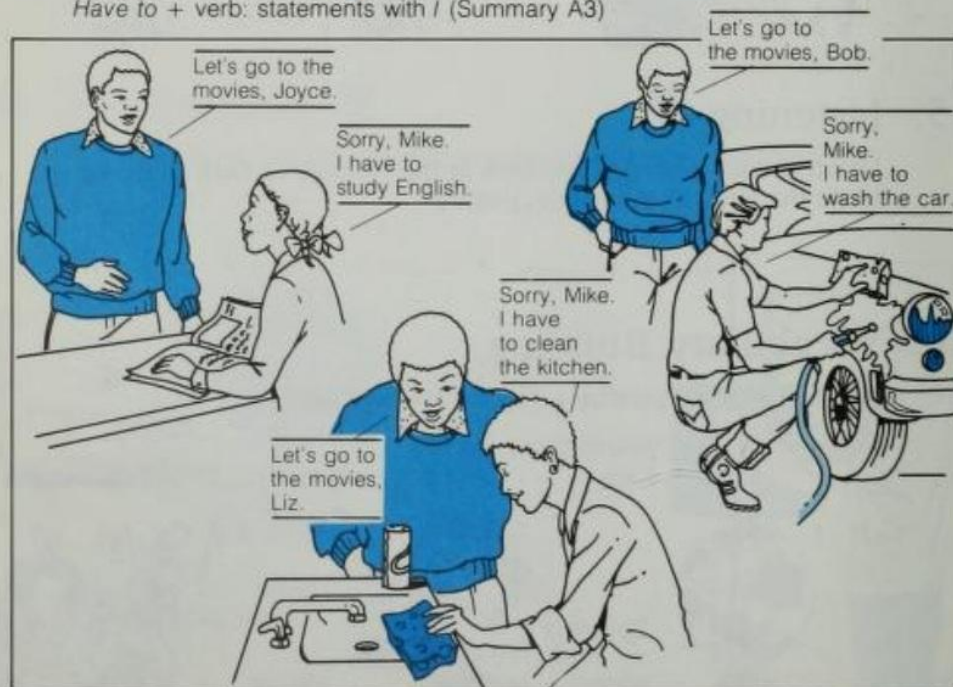
## 18. *Writing*

Look at each picture in Skill Building 14. Write what each person is doing.

Picture a: Ted is painting the living room.

## 19. Presentation

Have to + verb: statements with I (Summary A3)



## 20. Skill Building

Make suggestions and give excuses.

the lake//clean the kitchen

S1: Let's go to the lake.

S2: Sorry. I have to clean the kitchen.

1. the concert//study math
2. the park //wash the car
3. the pool//call Cristina
4. the movies//paint the living room
5. the zoo//study English
6. the lake//clean the dining room



## 21. Pronunciation

Repeat these sentences.

1. Let's go to the lake.
2. Let's go to the pool.
3. Let's go to the park.
4. Let's go to the concert.
5. Let's go to the movies.
6. Let's go to the kitchen.
7. Let's go to the park on Sunday.
8. Let's go to the pool on Monday.
9. Let's go to the lake on Tuesday.
10. Let's go to the park on Wednesday.
11. Let's go to the movies on Thursday.
12. Let's go to the concert on Friday.



## 22. Listening

Listen and write each word.

- |          |          |          |
|----------|----------|----------|
| 1. _____ |          | 6. _____ |
| 2. _____ | 4. _____ | 7. _____ |
| 3. _____ | 5. _____ | 8. _____ |

## 23. Silent Reading

Look at each picture and read the sentence. Answer *That's right*, *That's wrong* or *I don't know*.

1



Mike is washing the dog.

2



Mike is in the living room.

3



Mike is studying English.

4



Mike is cleaning the kitchen.

5



Mike is calling Bob.





24.

## Writing

Write a sentence for each picture to make a paragraph about Bob. Be sure to indent the first sentence and to use correct punctuation. Look at the example. It is Mike's paragraph about his Saturday.

My name is Mike. Today is Saturday and I am busy. I have to wash the car and I have to study math and geography. I have to call Bob too.

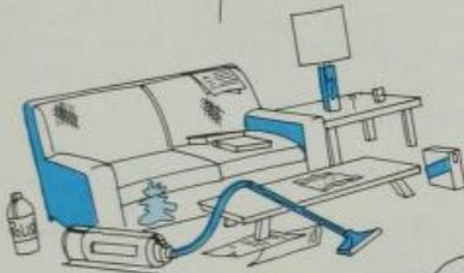
2



1



3



4



5



### UNIT 3 VOCABULARY

#### Nouns

car  
concert  
dog  
geography  
history  
lake  
math  
movie  
park  
pool  
school  
science  
tomorrow  
zoo

#### Verbs

am  
call  
clean  
fix  
go  
have to  
paint  
wash

#### Adjectives

busy  
right  
wrong

#### Preposition

to (the park)

#### Expressions

Let's go (to the movies).  
OK.  
See you (tomorrow).  
Sorry.  
Thanks for calling.  
That's right/wrong.  
What are you doing?

# Unit 4

## At Work, at School and at Home



1. Liz Young and Adela Logan are walking along Station Road in Winfield. They're walking to the bus stop.



2. Liz is going to the telephone company on University Street. She's a telephone operator. The telephone company is big and modern and it's always very busy.



3. Now Liz is at work and she's busy. She's asking a question. She has to dial a number.



4. Adela is going to the Winfield Vocational Institute on Cliff Road. She's a student. She's studying computer programming and she's learning a computer language.





## 1. Presentation

At school and at work (Summary A1)



Mike is at school. He's a student.



Cristina is at work. She's a cashier.

## 2. Skill Building

Ask and answer questions.

Liz/work//a telephone operator

S1: Is Liz at work?

S2: Yes, she is. She's a telephone operator.

1. Tom/work//a travel agent

2. Joyce/school//a student

3. Sam/work//a mechanic

4. Elinor/work//a doctor

5. Toshio/work//a flight attendant

6. Gino/work//a cook

7. Cristina/work//a cashier

8. Sekila/school//a student







## 6. Presentation

Be: *yes/no* questions and affirmative short answers with *they* (Summary A1)



Are Gino and Cristina at work?  
Yes, they are. They're at the restaurant.



Are Howard and Elinor at home?  
Yes, they are. They're in the living room.



Are Lisa and Joyce in Winfield?  
Yes, they are. They're at the park.

## 7. Skill Building

Ask and answer questions.



*Example:*  
Are Bob and Mike at school?  
Yes, they are.



## 8. Presentation



Present continuous questions and answers with *he/she/they* (Summary A2)



What's Liz doing?  
She's dialing a number.



What are Lisa and Joyce doing?  
They're washing the dog.



What's Gino doing?  
He's cleaning the kitchen.





## 9. Skill Building

Ask and answer questions as in Presentation 8.



Bob



Lisa



Gloria



Bob and Mike



Tom and Adela



Sekila and Gloria

Elinor and Howard

## 10. Presentation

*Have to + verb*: statements with *he/she*  
(Summary A3)

1. She has to study math.
2. He has to wash the dog.



## 11. Skill Building

Tell about each picture.

Example:  
Liz has to answer  
a question.





## 12. Reentry

Be: statements (Summary A1)

Tell about each picture using *he's*, *she's* or *it's*.




a lake//big  
It's a lake. It's big.



a cook//busy



a student//busy



a pool//big



a telephone//modern



### 13. Reentry

Be: *yes/no* questions and affirmative short answers (Summary A1)

Look at Skill Building 9 on page 44 and ask where each person is.

S1: (Picture 6) Are Sekila and Gloria in Winfield?

S2: Yes, they are.

### 14. Interaction

Asking what someone is doing

Ask what someone is doing. Use *wash, clean, study, etc.*

S1: What are you doing, \_\_\_\_\_?

S2: I'm \_\_\_\_\_.

S3: What's \_\_\_\_\_?

S4: He's/She's \_\_\_\_\_.

### 15. Pronunciation

Repeat these sentences.

1. What are you doing?

I'm answering the phone.

2. What are they doing?

They're studying math.

3. What's he doing?

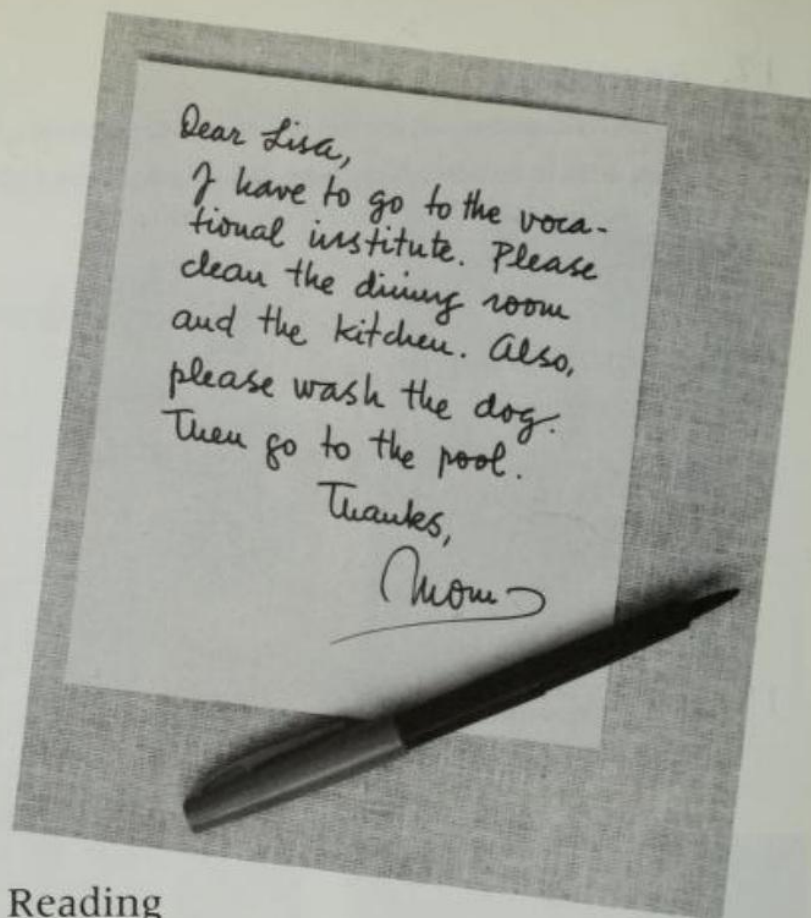
He's washing the dog.

4. What's she doing?

She's fixing the car.







## 16. Silent Reading

First read the note. Then read the sentences and answer *That's right*, *That's wrong* or *I don't know*.

Lisa has to wash the dog. *That's right.*

1. Lisa has to clean the living room.
2. Lisa has to go to school.
3. Lisa has to clean the kitchen.
4. Lisa has to clean the dining room.
5. Adela has to go to the vocational institute.
6. Adela is going to the concert.
7. Lisa and Joyce are at the pool.
8. Sam and Bob are at school.



## 17. Writing

Complete the sentences. Look at the picture for information.


1. Lisa is cleaning the \_\_\_\_\_ (1).
2. She is \_\_\_\_\_ (2) the kitchen.
3. She \_\_\_\_\_ (3) washing the \_\_\_\_\_ (4).
4. She is \_\_\_\_\_ (5) to the \_\_\_\_\_ (6).



## 18. Presentation

Be: *yes/no* questions with *you* (plural) and affirmative short answers with *we* • Present continuous statements with *we* (Summary A1, A2)

*Adela's at home now. She's studying with a friend, Nhu Trinh Huynh. They're students at the Winfield Vocational Institute. They're studying to be computer programmers.*



- LISA: Hi, Mom. I'm home.  
ADELA: Hi, Lisa. This is Nhu Trinh.  
She's in my computer class.  
LISA: Pleased to meet you, Nhu Trinh.  
NHU: Nice to meet you too, Lisa.  
LISA: Are you busy?  
ADELA: Yes, we are. We're learning a computer language.  
LISA: Oh, can computers talk?  
NHU: Not really, but we have to talk to the computers.  
ADELA: Yes, we have to write computer programs. Programs are instructions for the computer.

## 19. Skill Building

Ask the people in the picture questions.

*Example:*

Are you busy?

Yes, we are.

What are you doing?

We're fixing the car.



## 20. Presentation

*Have to + verb: statements with we/they (Summary A3)*

1. We **have to** clean the house.
2. Bob and Lisa are in the library. They **have to** study.

## 21. Skill Building

Tell about each person.

Howard/call Elinor     Howard has to call Elinor.

1. Ted/wash the dog
2. Mr. and Mrs. Logan/go to the telephone company
3. Joyce/study English
4. Gino/clean the kitchen
5. Mike and Liz/paint the living room
6. Mr. and Mrs. Young/clean the yard
7. Liz/answer a call
8. Ted and Joyce/wash the car
9. Bob and Lisa/study math
10. Adela/go to the library

## 22. Listening

Listen to each sentence and look at the chart. What day is it?  
Write the day of the week.

| Name         | Sunday          | Monday            | Tuesday        | Wednesday         | Thursday      | Friday           | Saturday          |
|--------------|-----------------|-------------------|----------------|-------------------|---------------|------------------|-------------------|
| Bob          | go to a concert | go to the library | study math     | clean the kitchen | wash the car  | call Mike        | paint the kitchen |
| Liz          | wash the dog    | call Sam          | clean the yard | study English     | fix the car   | go to the movies | clean the bedroom |
| Mike and Ted | study math      | go to the park    | wash the car   | go to a concert   | study history | fix the car      | go to the lake    |

Example: Bob has to go to the library. \_\_\_\_\_

1. \_\_\_\_\_
2. \_\_\_\_\_
3. \_\_\_\_\_
4. \_\_\_\_\_
5. \_\_\_\_\_
6. \_\_\_\_\_
7. \_\_\_\_\_
8. \_\_\_\_\_





## UNIT 4 VOCABULARY

### Nouns

bus stop  
cashier  
class  
computer  
computer language  
computer programmer  
computer programming  
cook  
doctor  
flight attendant  
friend  
house  
instructions  
mechanic  
phone  
question  
restaurant  
student  
telephone company  
telephone operator  
travel agent  
vocational institute  
work

### Expressions

Are you busy?  
I'm home.  
Not really.  
What are you doing?

### Word Sets

Mr./Mrs.  
Street/Road

### Verbs

answer  
ask  
dial  
has to  
learn  
talk  
walk

### Pronouns

they  
we

### Adjectives

big  
modern  
new

### Adverbs

always  
now  
then  
very


### Prepositions

along (the road)  
for (the computer)



# Unit 5

## A Call to Mexico

 Mike is calling the Nava family in Mexico City.



OPERATOR: Can I help you?  
MIKE: Yes. I'd like to call Mexico City, Mexico, please.  
OPERATOR: What's the number in Mexico City, please?  
MIKE: It's 595-3638.  
OPERATOR: Can you speak Spanish?  
MIKE: Yes, I can, but not very well. My friend can speak English.  
OPERATOR: The phone is ringing, sir.  
MIKE: Thank you.

CARLOS: Hello?  
MIKE: Hello, Carlos! This is Mike.  
CARLOS: Mike! How are you?  
MIKE: Fine, thanks. Thank you for the letter. I'm calling about Ana. Is she very sick?

CARLOS: Oh, no. She's fine now. She can go back to school next week. She's writing to you now, Mike.  
MIKE: Oh, good. Are you and your parents OK?  
CARLOS: Yeah, we're fine.  
MIKE: That's great. Well, see you in August.  
CARLOS: OK. Thanks for calling!  
MIKE: Uh-huh. Good-bye.  
CARLOS: Bye, Mike.





## 1. Presentation

Can: *yes/no* questions with *you* and affirmative short answers with *I* (Summary A4)

Can you speak Spanish?  
Yes, I can.

## 2. Skill Building

Call each city and answer the operator's questions.

Paris//French

S1: I'd like to call Paris, please.  
S2: Can you speak French?  
S1: Yes, I can.

1. Tokyo//Japanese
2. Rome//Italian
3. Rio de Janeiro//Portuguese
4. Caracas//Spanish
5. Moscow//Russian
6. Cairo//Arabic



Rio de Janeiro

## 3. Reentry

Present continuous questions with *what* and answers (Summary A2)

Ask and answer questions.

Paula//Brazil

S1: What's Paula doing?  
S2: She's calling Brazil.

1. Gino//Italy
2. Hassan//Egypt
3. Adela//Mexico
4. Toshio//Japan
5. Lee//China
6. Tanya//Russia

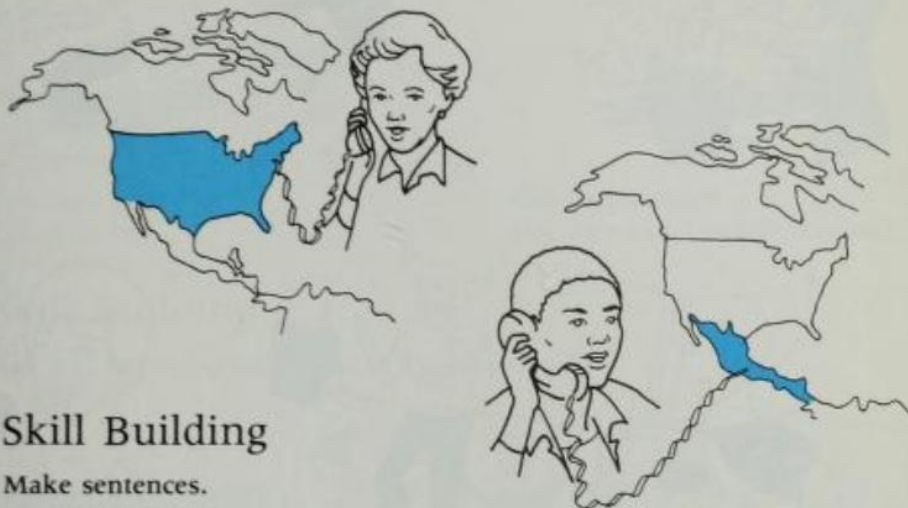


Caracas

#### 4. Presentation

*Can*: statements with *he/she* (Summary A4)

1. Melanie is calling the United States. She can speak English.
2. Mike is calling Mexico. He can speak Spanish.



#### 5. Skill Building

Make sentences.

Melanie/the United States//English

Melanie is calling the United States. She can speak English.

1. Adela/Mexico//Spanish
2. Toshio/Japan//Japanese
3. Paula/Brazil//Portuguese
4. Gino/Italy//Italian
5. Carlos/Spain//Spanish
6. Hassan/Egypt//Arabic

Egypt



#### 6. Presentation

*Can*: *yes/no* questions and affirmative short answers with *he/she* (Summary A4)

Can Christina speak Spanish?  
Yes, she can.



## 7. Vocabulary Building

Look at each picture: Ask and answer questions as in Presentation 6.



## 8. Reentry

Make sentences from these words.

Speak

can

Gloria

Spanish

/?

Gloria can speak Spanish.

Can Gloria speak Spanish?

1. is

Paris

number

in

what

the

?

2. Lisa  
study

to

Bob

have

and

3. car  
has

wash

to

Ted

the

4. Spanish  
speak

Cristina

and

English

can

/?



Gino can play soccer.

## 9. Presentation

Can: questions and answers with *they* (Summary A4)



Can they swim?  
Yes, they can.



Can they dance?  
Yes, they can, but not very well.

## 10. Skill Building

Ask and answer questions as in Presentation 9.



## 11. Pronunciation

Repeat these sentences. Stress *can* in the short answer. Don't stress *can* in the question or the full answer.

1. Can you speak English?

/kən/

Yes, I can. I can speak English.

/kən/ /kən/

2. Can he answer the question?

Yes, he can. He can answer the question.

3. Can they speak Spanish?

Yes, they can. They can speak Spanish.

4. Can they go to the lake?

Yes, they can. They can go to the lake.

5. Can you fix the car?

Yes, I can. I can fix the car.

## 12. Presentation

Preposition *from*

Carlos is **from** Mexico.  
He's Mexican.

| Name            | Country           | Nationality |
|-----------------|-------------------|-------------|
| Carlos Nava     | Mexico            | Mexican     |
| Toshio Ito      | Japan             | Japanese    |
| Rafael Martinez | Spain             | Spanish     |
| Melina Pappas   | Greece            | Greek       |
| Lee Chan        | China             | Chinese     |
| Paula Gomes     | Brazil            | Brazilian   |
| Hassan Ziade    | Egypt             | Egyptian    |
| Tom Logan       | the United States | American    |

## 13. Skill Building

Make sentences as in Presentation 12. Use the information in the chart.



## 14. Reentry

Present continuous *yes/no* questions and affirmative short answers  
(Summary A2)

Ask and answer questions.



*Examples:*

S1: Are Lisa and Joyce studying math?

S2: Yes, they are.

S1: Is Elinor driving the car?

S2: Yes, she is.

Mr. and Mrs. Young



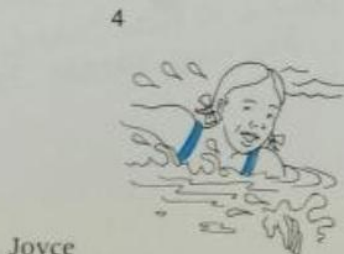
Bob



Ted



Bob



Joyce



Sam





## 15. Listening

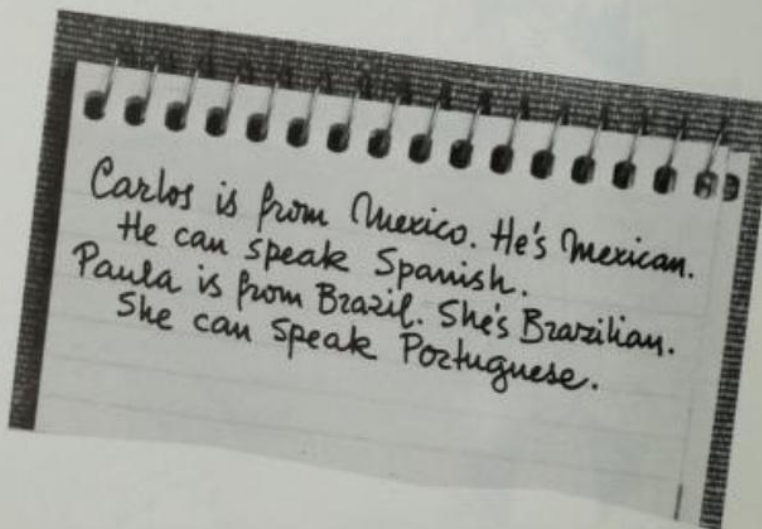
Listen to each sentence. Then circle the best answer.

Cristina is from Colombia.

- a. She can speak German.
  - b. She can speak Spanish.
  - c. She can ski.
1. a. They're studying.  
b. They're swimming.  
c. They're going to school.
  2. a. She's at work.  
b. She's going to the park.  
c. She's at home.
  3. a. She's going to work.  
b. She has to go to the park.  
c. She's going to the movies.
  4. a. He's answering the phone.  
b. He's calling Mike.  
c. He can speak German.
  5. a. The number's 24-75-96.  
b. Today's Monday.  
c. Yes, I can speak French.
  6. a. He can speak German.  
b. He can read English.  
c. He can speak Arabic.

## 16. Writing

Write about five of the people in Presentation 12. Write three sentences about each person. Look at the examples.



## 17. Silent Reading

*Cristina is calling Colombia. She's talking to the operator.*



CRISTINA: I'd like to call Bogota, Colombia, please.  
 OPERATOR: What's the number, please?  
 CRISTINA: It's 2-72-38-59.  
 OPERATOR: Thank you. Just a minute, please. I'm dialing the number . . . (Buzz, buzz, buzz) . . . I'm sorry. That number is busy. Can you call later?  
 CRISTINA: Yes, I can. Thank you, Operator.

Answer each question using *yes*, *no* or *I don't know*.

1. Is Bogota in Colombia?
2. Is Cristina calling her family?
3. Can the operator speak Spanish?
4. Is the number in Bogota busy?
5. Can Cristina speak to Bogota now?
6. Can Cristina call later?

### UNIT 5 VOCABULARY

Nouns

family  
letter  
parents  
soccer

Verbs

can  
dance  
drive  
play  
ring

sing  
skate  
ski  
swim

Adjectives

next  
sick

Possessive

her

Preposition

from (Brazil)

Phrases

go back to (school)  
(I'm) calling about . . .

Word Sets

City/Country  
Language  
Nationality

Expressions

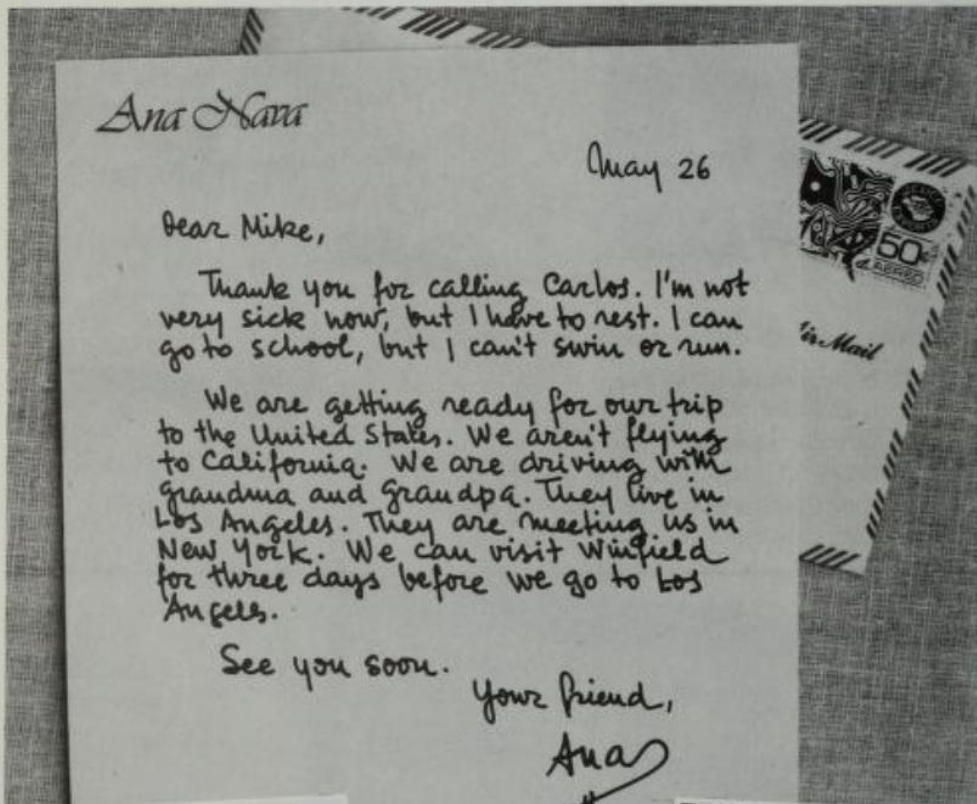
Bye.  
. . . but not very well.  
Can I help you?  
Good-bye.  
I'd like to call (Bogota).  
See you (in August).  
Thank-you.  
That's great!  
Well, . . .

# Unit 6

## A Letter to Mike



This is a letter from Ana Nava to Mike Young.





# 1. Presentation

Be: negative statements (Summary A1, A2)

1. Toshio's at home. He **isn't** at work.
2. It's Monday. It **isn't** Tuesday.
3. Pablo and Ana are Mexican. They **aren't** American.
4. I'm a student. I'm **not** a teacher.
5. You're studying English. You **aren't** studying Spanish.
6. We're skiing. We **aren't** skating.

# 2. Presentation

Be: *yes/no* questions and negative short answers (Summary A1, A2)

- |  |  |  |
|--|--|--|
| 1. Are you sick?<br>No, I'm not.               | 2. Is Carlos sick?<br>No, he <b>isn't</b> .                  | 3. Is it March?<br>No, it <b>isn't</b> . |
| 4. Are you studying?<br>No, we <b>aren't</b> . | 5. Are Mike and Joyce in Mexico?<br>No, they <b>aren't</b> . |  |

# 3. Skill Building

Ask and answer questions.

*Example:*  
the phone/ringing  
S1: Is the phone ringing?  
S2: No, it isn't. (No, it isn't ringing.)



Adela/at school



Bob and Sam/at home



Bob/swimming





Ana/writing



Mike/in the kitchen



the bus/big and modern



Mike and Bob/studying



Lisa/painting

#### 4. Listening

Listen to each sentence and write the letter of the correct picture in Skill Building 3.

- 1. \_\_\_\_\_ 2. \_\_\_\_\_ 3. \_\_\_\_\_
- 4. \_\_\_\_\_ 5. \_\_\_\_\_ 6. \_\_\_\_\_

#### 5. Presentation

Can: negative statements (Summary A4)

- 1. I can't go to school. I'm not feeling well.
- 2. You can't go to the pool. You have to stay in bed.
- 3. Ana can't go to school. She's sick.
- 4. Bob can't go to the movies. He has to study math.
- 5. We can't call you. The phone isn't working.
- 6. Mike and Liz can't go out. They aren't feeling well.

**Get more e-books from [www.ketabton.com](http://www.ketabton.com)  
Ketabton.com: The Digital Library**