



درسي کتابونه د پوهنې په وزارت پورې اړه لري. په  
بازار کې يې اخیستنه او خرڅونه په کلکه منع ده. له سر  
غړونکو سره قانوني چلن کېږي.

[Ketabton.com](http://Ketabton.com)



**Ministry of Education**  
Deputy Ministry of Curriculum Development,  
Teacher Education & Science center  
General Directorate of Curriculum Development &  
Compiling of Textbooks

# English for Afghan Elementary Schools Students

**Grade 6 Pashto**

د چاپ کال: 1390 هـ.ش.

# Committees of Compiling, Research & Editing of Textbooks

## Authors:

1. Sayed Nematullah Mushtaq (Head of English Department)
2. Jamshid Zenal (Educational member)
3. Rahmatullah Hamidi (Educational member)
4. M. Osman Azizi (Educational member)

## Research and editing by:

### National Assembly:

Members of Religious, Education and Higher Education commission

### Ministry of Education:

1. Dr. Sidiqullah "Weera" (Adviser to the Minister of Education).
2. Sara Amiryar (Adviser to the Minister of Education).
3. Khalil Minawi (Secretary General of Afghan National Commission for UNESCO and ISESCO).
4. Fatah Roshangar (Adviser to the Minister of Education).

## Religious, Political and Cultural Committee:

1. Dr. Attaullah "Wahidyar" (Sr. Advisor to the Minister of Education and Director of Publication)
2. Dr. Mohammad Yusuf Niazi (Advisor to the Minister of Education).

## Supervising, Research and Editing Committees:

1. Dr. Asadullah Muhagiq Deputy Minister of Curriculum development, Teacher Training, and Science Center.
2. Dr. Shir Ali Zareefi Head of the Curriculum Development Project.
3. Abdul Zahir Gulistani General Director of General Directorate of Curriculum Development & compiling of Textbooks.

**Composed & Designed by:** Hamidullah Ghafari

بِسْمِ اللَّهِ الرَّحْمَنِ الرَّحِيمِ



## ملي سرود

دا وطن افغانستان دی      دا عزت د هر افغان دی  
کور د سولې کور د توري      هر بچی یې قهرمان دی  
دا وطن د ټولو کور دی      د بلوڅو د ازبکو  
د پښتون او هزاره وو      د ترکمنو د تاجکو  
ورسره عرب، گوجر دي      پامپریان، نورستانیان  
براهوي دي، قزلباش دي      هم ایماق، هم پشه یان  
دا هیواد به تل خلیږي      لکه لمر پر شنه آسمان  
په سینه کې د آسیا به      لکه زره وي جاویدان  
نوم د حق مودی رهبر      وایو الله اکبر وایو الله اکبر

## بسم الله الرحمن الرحيم

### د پوهني د وزير پيغام

#### گوانو ښوونکو او زده کوونکو،

ښوونه او روزنه د هر هېواد د پراختيا او پرمختگ بنسټ جوړوي. تعليمي نصاب د ښوونې او روزنې مهم توکي دی چې د علمي پرمختگ او ټولني د اړتياوو له مخې رامخسته کيږي. څرگنده ده چې علمي پرمختگ او ټولنيزې اړتياوې تل د بدلون په حال کې وي. له دې امله لازمه ده چې تعليمي نصاب هم علمي او رضنده اکتشاف ومومي. البته نه ښايي چې تعليمي نصاب د سياسي بدلونونو او د اشخاصو د نظريو او هيلو تابع شي.

دا کتاب چې نن ستاسو په لاس کې دی، پر همدې ارزښتونو چمتو او ترتيب شوی دی. علمي گټورې موضوعگانې پکې زياتې شوي دي. د زده کړې په بهير کې د زده کوونکو فعال ساتل د تدریسي پلان برخه گرځيدلې ده.

هيله من يم دا کتاب له لارښوونو او تعليمي پلان سره سم د فعالې زده کړې د ميتودونو د کارولو له لارې تدریس شي او د زده کوونکو ميندې او پلرونه هم د خپلو لوبو او زمانو په باکفيته ښوونه او روزنه کې پرله پسې گډه مرسته وکړي چې د پوهني د نظام هيلې ترسره شي او زده کوونکو او هېواد ته ښې برياوې ور په برخه کړي.

زه پر دې ټکي پوره باور لرم چې زموږ گران استادان او ښوونکي د تعليمي نصاب په رضنده پلي کولو کې ستره دنده او دروند مسؤليت لري.

د پوهني وزارت تل زيار کاري چې د پوهني تعليمي نصاب د اسلام د سپيڅلي دين له بنسټونو، د وطن دوستۍ د پاک حس په ساتلو او علمي معيارونو سره سم د ټولني د څرگندو اړتياوو له مخې پراختيا ومومي.

په دې ډگر کې د هېواد له ټولو علمي شخصيتونو، د ښوونې او روزنې له پوهانو او د زده کوونکو له ميندو او پلرونو څخه هيله لرم چې د خپلو نظريو او رضنده وړاندیزونو له لارې زموږ له مؤلفانو سره د درسي کتابونو په لا ښه تاليف کې مرسته وکړي.

له ټولو هغو پوهانو څخه چې ددې کتاب په چمتو کولو او ترتيب کې يې مرسته کړې، له ملي او نړيوالو درنو موسسو، او نورو ملگرو هېوادونو څخه چې د نوري تعليمي نصاب په چمتو کولو او تدوين او د درسي کتابونو په چاپ او وېش کې يې مرسته کړې ده، مننه او درناوی کوم.

ومن الله التوفيق

فاروق وردگ

د افغانستان د اسلامي جمهوريت د پوهني وزير



# Unit 1

## Lesson one

### Review

**Objective:** Students will be able to introduce themselves in English

موخه: زده کړنکې به وکولای شي چې خپل ځانونه يويل ته په انگرېزي ژبه وروپېژني .



#### A. Introducing yourself and others.

د ځان او نورو پېژندنه

*Read the following text.*

Hello,Habibi! This is our teacher. Her name is ..... Her home is in Charikar city. She lives now with her uncle. Her uncle's house is in Shahr - e - Naw.  
She teaches us Dari and Pashto this year. We will also study English. It is an international language. It is important for us to study this language. We started studying English from the fourth grade. This is our 3rd year to study English.

## B. Dialogue

څېړنې اتري

Teacher: My name is -----.  
Student: My name is-----.

T. I live in Kabul.  
S. I also live in Kabul.

T. My home is in Kart e Char.  
S. My home is in Shor Bazar.

T. I am a teacher.  
S. I am a student.

T. I will teach you English this year.  
S. I / We will study English.

T. English is an international language.  
S. Dari and Pashto are national languages.

## C. Exercise:

تمرین

Practice the above dialogue with your partner.

پورتني څېړنې اتري له خپل ټولگيوال سره تمرین کړئ.

## D. Exercise:

تمرین

Fill in the blanks with the related words.

تشر ځايونه په اړوندو کلمو سره ډک کړئ.

1. My-----is----- What-----your-----?
2. I-----from----- Where-----you-----?
3. I am-----teacher. What----- you -----? I am a -----.
4. I live in the ----- of ----- . Where do you ----- ?
5. I will-----you English. -----will-----study?I-----study-----
6. English is----- international----- . What-----Dari ----- Pashto?
7. Dari ----- Pashto are----- languages.



### E. Exercise:

تمرین

*One student stands in front of the class and introduces  
him/herself.*

یو زده کونکی دې د ټولګې په وړاندې ودریږي او خپل ځان دې وروپېژني..

I am Haroon. I am a student. I go to school in the morning and I  
work at home in the afternoon.

**F. Answer the following questions. Follow the  
example.**

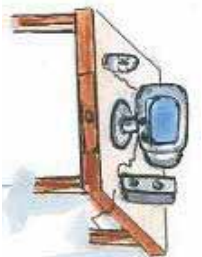
له مثال څخه په ګڼه اخیستی سره لاندې پوښتنو ته ځواب ورکوئ.



1. Where is the glass?  
It is on the table.

2. Where is the pear?

3. Where is the cup?



4. Where is the apple?      5. Where is the computer?      6. Where is the book?



7. Where is the teacher?      8. Where is the pencil?      9. Where is the man?



10. Where is the pen?

## G. Look at the above pictures, and answer the questions in your notebooks.

پورتنبو انځورونو ته وگوري ، پوښتنې ولولئ ، ټيټا په خپلو کتابچو کې د هنري خواب وليکئ .

## H. Homework:

کورني دندو:

*Write the plural forms of the following words(nouns).*

دلاندې کلمو د جمع شکل په خپلو کتابچو کې وليکئ .

- 1- Eraser
- 2- Blackboard
- 3- Book
- 4- Calendar
- 5- Chair
- 6- Clock
- 7- Desk
- 8- Notebook
- 9- Paper
- 10-Partner
- 11- Pen
- 12- Pencil
- 13- Student
- 14- Teacher
- 15- Child

### Erasers

\_\_\_\_\_

\_\_\_\_\_

\_\_\_\_\_

\_\_\_\_\_

\_\_\_\_\_

\_\_\_\_\_

\_\_\_\_\_

\_\_\_\_\_

\_\_\_\_\_

\_\_\_\_\_

\_\_\_\_\_

\_\_\_\_\_

\_\_\_\_\_

### 16- Family

17- Man

18- Woman

19- Foot

20- Tooth

21- Wife

22- Wolf

23- girl

\_\_\_\_\_

\_\_\_\_\_

\_\_\_\_\_

\_\_\_\_\_

\_\_\_\_\_

\_\_\_\_\_

\_\_\_\_\_



# Unit 1

## Lesson two

### Review

**Objective:** Students will be able to say and write the name of the week days

موخه : زده کونکې به وکولای شي چې د اوونۍ د ورځو نومونه تلفظ او ولیکي .

### A. Days of the week.

د اوونۍ ورځې.

*There are seven days in a week.*

*The names of the weekdays are:*

1. **Saturday.**

2. \_\_\_\_\_

3. \_\_\_\_\_

4. \_\_\_\_\_

5. \_\_\_\_\_

6. \_\_\_\_\_

7. \_\_\_\_\_

### B. Answer the following questions.

لاندې پوښتنو ته ځواب ورکړئ.

1. What is the first (1<sup>st</sup>) day of the week?
2. What is the second (2<sup>nd</sup>) day of the week?
3. What is the third (3<sup>rd</sup>) day of the week?
4. What is the fourth (4<sup>th</sup>) day of the week?
5. What day is today?
6. What day was yesterday?
7. What day is tomorrow?
8. What is the last day of the week?

### C. Read the following ordinal and cardinal numbers.

لاندې ترتیبي او اصلي اعداد ولولئ .

One (1) first (1<sup>st</sup>)  
Three (3) third (3<sup>rd</sup>)  
Five (5) fifth (5<sup>th</sup>)  
Seven (7) seventh (7<sup>th</sup>)  
Nine (9) ninth (9<sup>th</sup>)  
Eleven (11) eleventh (11<sup>th</sup>)

Two (2) second (2<sup>nd</sup>)  
Four (4) fourth (4<sup>th</sup>)  
Six (6) sixth (6<sup>th</sup>)  
Eight (8) eighth (8<sup>th</sup>)  
Ten (10) tenth (10<sup>th</sup>)  
Twelve (12) twelfth (12<sup>th</sup>)

## D. Learn this poem.

دا شعر زده كړئ.

One, two	Be true
Three, four	Work more
Five, six	Play no tricks
Seven, eight	God is great
Nine, ten	the best thing is pen

B. Write the above poem in your notebooks and memorize it.

## E. Months of the year.

د كال مياشتې

*There are twelve months in a year.  
The name of the months of the year are:*

1- January	2- _____	3- _____	4- _____
5- _____	6- _____	7- _____	8- _____
9- _____	10- _____	11- _____	12- _____

**Note:** The four seasons of the year are: spring, summer, fall and winter

## F. Answer these questions:

دغو پوښتنو ته ځواب ورکړئ.

1. What is the first month of the year?  
The first month of the year is January.
2. What is the second month of the year?  
The second month of the year is \_\_\_\_\_.
3. What is the third month of the year?  
The third month of the year is \_\_\_\_\_.
4. What is the fourth month of the year?  
The fourth month of the year is \_\_\_\_\_.
5. What is the fifth month of the year?  
The fifth month of the year is \_\_\_\_\_.
6. What is the sixth month of the year?  
The sixth month of the year is \_\_\_\_\_.

7. What is the seventh month of the year?  
The seventh month of the year is \_\_\_\_\_.
8. What is the eighth month of the year?  
The eighth month of the year is \_\_\_\_\_.
9. What is the ninth month of the year?  
The ninth month of the year is \_\_\_\_\_.
10. What is the tenth month of the year?  
The tenth month of the year is \_\_\_\_\_.
11. What is the eleventh month of the year?  
The eleventh month of the year is \_\_\_\_\_.
12. What is the twelfth month of the year?  
The twelfth month of the year is \_\_\_\_\_.
13. What month is this?  
It is \_\_\_\_\_.
14. What was the last month?  
It was \_\_\_\_\_.
15. What is the next month?  
It is \_\_\_\_\_.

### G. Fill in the blanks with appropriate words.

لاڻڊي تشن ڄايو نه به مناسبو ڪلمو سره ڏيک ڪريو .

Example: My mother works in a hospital.

She is a nurse .

1. My father works in a hospital.  
He is a \_\_\_\_\_.
2. My brother teaches in a school.  
He is a \_\_\_\_\_.
3. My sister studies in a school.  
She is a \_\_\_\_\_.
4. My uncle works in a bank.  
He is a \_\_\_\_\_.
5. My friend works on a farm.  
He is a \_\_\_\_\_.

6. This man works in a factory.  
He is a factory \_\_\_\_\_.
7. That woman works in a bakery.  
She is a \_\_\_\_\_.
8. These men work in a fire department.  
They are \_\_\_\_\_.
9. Those women work in a tailoring shop.  
They are \_\_\_\_\_.
10. Aref works in a garden.  
He is a \_\_\_\_\_.
11. Aziza works in a kitchen.  
She is a \_\_\_\_\_.
12. Haroon and Wais work in a police station.  
They are \_\_\_\_\_.

### H. Fill in the blanks with the correct form of the verbs in parentheses. (use pencil)

لاندې تش ځايونه د درکړل شويو فعلونو په سمې بڼې سره ډک کوئ. (له پينسل څخه کار واخلئ)

Example: Latifa eats eggs every morning. (eat)

1. Karim \_\_\_\_\_ his homework every night. (do)
2. They \_\_\_\_\_ their work in the morning. (do)
3. He \_\_\_\_\_ in the afternoon. (exercise)
4. We \_\_\_\_\_ in the evening. (exercise)
5. You \_\_\_\_\_ at 5:20 AM. (get up)
6. He \_\_\_\_\_ at 4:30 every morning. (get up)
7. We go to \_\_\_\_\_ at 10:40 PM. (sleep)
8. She \_\_\_\_\_ at 9:50 PM. (sleep)
9. I \_\_\_\_\_ after school. (relax)
10. Rahima \_\_\_\_\_ in the evening. (relax)
11. We \_\_\_\_\_ after dinner. (pray)
12. She \_\_\_\_\_ early in the morning. (pray)
13. They \_\_\_\_\_ every day. (work)
14. She \_\_\_\_\_ in the afternoon. (study)
15. You \_\_\_\_\_ in the evening. (study)
16. Najiba \_\_\_\_\_ after dinner. (work)

## I. Cardinal and ordinal numbers.

*Write the following numbers as ordinals in your notebooks.*

Example: 1. One first (1<sup>st</sup>)

- |                  |                  |
|------------------|------------------|
| 2. two           | 3. three         |
| 4. four          | 5. five          |
| 6. six           | 7. seven         |
| 8. eight         | 9. nine          |
| 10. ten          | 11. eleven       |
| 12. twelve       | 13. thirteen     |
| 14. fourteen     | 100. one hundred |
| 16. sixteen      | 17. seventeen    |
| 18. eighteen     | 19. nineteen     |
| 20. twenty       | 21. twenty one   |
| 32. thirty two   | 43. forty three  |
| 53. fifty four   | 65. sixty five   |
| 76. seventy six  | 87. eighty seven |
| 98. ninety eight | 15. fifteen      |

## J. Singular and plural nouns.

*Read the following nouns with correct pronunciation and write their plurals in your notebooks.*

Example: Address

Addresses

1. Action
2. Baker
3. Blackboard
4. Box
5. Calendar
6. Child
7. Classroom
8. Cloth
9. Cookie
10. Country
11. Dictionary
12. Letter
13. Mechanic
14. Direction

15. Electrician
16. Eraser
17. Foot
18. Fireman
19. Gardener
20. Grade
21. High school
22. Holiday
23. House
24. Item
25. Job
26. Kitchen
27. Language
28. Mouse
29. Notebook
30. Number
31. Office
32. Painter
33. Firewoman
34. Farmer
35. Garage
36. Question
37. Quarter
38. Answer
39. Restaurant
40. Person
41. Piece of
42. Principal
43. Tailor
44. Taxi
45. Truck
46. Uncle
47. Wife
48. Season
49. Province
50. City



**K. Copy the English and Dari words and match them with a line**

لاندې انگليسي او پښتو کلمات په خپلو کتابچو کې وليکئ او د کرښې په استلوې سره مقابله کوئ.

*Match the English words with their Dari meanings.*

- A.**
- 1- Activity
  - 2- Aloud
  - 3- Assignment
  - 4- Before
  - 5- Behind
  - 6- Cardinal number
  - 7- Choose
  - 8- Different
  - 9- Difficult
  - 10- Evening
  - 11- Explain
  - 12- Find
  - 13- Greeting
  - 14- Holiday
  - 15- Information
  - 16- Kind
  - 17- Literature
  - 18- Memorize
  - 19- Nationality
  - 20- Ordinal number

- B.**
- 1- Parents
  - 2- Plural
  - 3- Review
  - 4- Singular
  - 5- Together
  - 6- Understand
  - 7- Vocabulary
  - 8- waste basket
  - 9- Your self
  - 10- Zero

- فعالیت  
مازديگر (ښه)  
وروسته  
بنسټيز عددونه  
بېلابېل  
لور او آواز  
سخت  
دنده  
خوښول  
په مخکې  
ترتبيي عددونه  
د رخصتي ورځ  
ادبيات  
يانول  
ليدنه او د احوال پوښتنه  
مهربانه، ډول  
مسائل  
ملت  
موندل  
معلومات

- په خپله ناسو  
صفر  
ډبانه دانې  
مور او پلار  
دلغتونو لست  
جمع  
مفرد  
يو ځای  
يا بيا  
پوهېدل



## Unit 2

**Objective:** Students will be able to change simple statement into question form.

موخه: زده کونکې به وکولای شي چې ساده جملې په پوښتنو واړوي .

### A. Greeting

روغږې

Teacher: Good morning / afternoon, students.

Students: Good morning / afternoon, teacher.

Teacher: What is today?

Student: It is .....

Teacher: Are you ready for your lesson?

Student: Yes, sir/mam we are.

Teacher: Do you have your homework with you ?

Student: Yes, sir we do.

Teacher: May I have your homework?

Student: Sure, you may have them.

### B. Introducing yourself and others.

د ځان او نورو پېژندل.

*Listen to your teacher, when he/she introduces him / herself.*

Good morning/afternoon/evening boys/girls/students.

I am your teacher. My name is \_\_\_\_\_. I am from Kabul. My home is in Kart-e-Parwan. I live with my family members. There are six members in our family. I have a father and a mother. My father is a farmer and my mother is a housewife. I have two brothers and one sister. My brothers are students. They go to school every morning. My sister is a small girl. She does not go to school.

I will teach you English this year. You will study English. English is a good language. It is an international language. Dari and Pashto are also languages. They are our national languages. You study all these languages in school. Try to learn them.

**C. Read the story about your teacher and answer the following questions. Write the answers in your notebooks.**

د خپل ښونکي په اړه کيسه ولولئ او بيا لاندې پوښتنو ته ځواب وللي. ځوابونه په خپلو کتابچو کې وليکئ.

Example: What is the teacher's name? His/her name is.

- 1- Where is he/she from? \_\_\_\_\_
- 2- Where is his/her home? \_\_\_\_\_
- 3- Who lives with him/her? \_\_\_\_\_
- 4- How many members are there in his/her family? \_\_\_\_\_
- 5- Does he/she have a mother and a father? \_\_\_\_\_
- 6- What does his/her father and what does his/her mother do? \_\_\_\_\_
- 7- How many brothers does he/she have? \_\_\_\_\_
- 8- Does he have a sister? \_\_\_\_\_
- 9- What does his brothers do? \_\_\_\_\_
- 10- What does his sister do? \_\_\_\_\_
- 11- Is my sister a student? \_\_\_\_\_
- 12- What will I teach you? \_\_\_\_\_
- 13- What will you study? \_\_\_\_\_
- 14- Is English an international language? \_\_\_\_\_
- 15- Are Dari and Pashto international languages? \_\_\_\_\_
- 16- Do you study Dari, Pashto and English in school? \_\_\_\_\_

**D. Fill in the blanks with the proper words. (use pencils)**

لاندې تش ځایونه په مناسبو کلمو بشپړ کړي. (له پېنسل څخه کار واخلي)

Hello----- friends, how-----you? My-----is Aziz. My -----name -----  
Karim. My-----is a ----- . -----live-----Parwan----- . I-----13 years----- this  
year. I am -----student-----grade 6. I am in Habibia----- school. It----- a  
big----- . There are many ----- in our school. ----- are 35----- in our ----- .  
We----- English 3 days in a ----- . English is an ----- language. -----also-----  
---Dari-----Pashto in-----class. Dari ----- are our----- languages

**E. Listen to your friends (A and B) while they are reading the following dialogue.**

په داسې حال کې چې ستاسو ملګري (د A زده کوونکي او د B زده کوونکي) لاندې دباورګ لولي ، هغوی ته غوره ونیسئ.

Student A: Hello, how are you this morning/afternoon?

Student B: I am fine, thank you.

Student A: My name is Adel. What is your name?

Student B: My name is Aziz.

Student A: My father's name is Akram. What is your father's name?

Student B: My father's name is Hakeem.

Student A: I am from Paktia province. Where are you from?

Student B: We are from Baghlan.

Student A: I have a father and a mother. They are my parents.  
What do your father and mother do?

Student B: My father is a farmer and my mother is a housewife.

Student A: I have two brothers and one sister.

How many brothers and sisters do you have?

Student B: I have one brother and two sisters.

Student A: My brothers and my sister are students. What do your brother and sisters do?

Student B: My brother is a teacher and my sisters are students.

Student A: Our home is in Khair Khana. Where is your home?

Student B: Our home is in Karte Sey.

Student A: I am 15 years old. How old are you?

Student B: I am 17 years old.

Student A: I am a student in the sixth grade this year. What grade are you in this year?

Student B: I am a student in 7<sup>th</sup> grade this year.

Student A: I have some good friends at school. Do you have any good friends at school?

Student B: Yes, I also have some good friends in my school.

Student A: I want to become a teacher in the future. What do you want to become after your studies?

Student B: I want to become a doctor after my studies.

**F. Student (A) makes a sentence and asks a question, student (B) answers his/her question. Follow the example.**

د (الف) زده کونکي يوه جمله جوړوی او پوښتنه کوي. د (ب) زده کونکي پوښتنې ته ځواب ورکوي، مثال په پام کې ونیسئ.

Example:

Student A: I am a student.

What do you do?

Student B: I am a student.

**G. Answer these questions and write the answers in your notebooks**

دې پوښتنو ته ځواب ووايي.

1. What is your name?
2. What is your father's name?
3. Are you a student?
4. What class are you in?
5. How old are you?
6. Where is your home?
7. What does your father do?
8. Do you have brothers and sisters?
9. What do your brothers and sisters do?
10. Who is your English teacher?



## Unit 3

**Objective:** Students will be able to use adjectives properly in written and spoken sentences.

موضوعه: زده کونکي به وکلای شي چې صفتونه په خبرو او لیکلو کې په سمه توګه وکاروي .

### A. Greeting:

روښیر

Teacher: Good morning/afternoon my dear students.

Students: Good morning/afternoon our dear teacher.

Teacher: How are you this morning/afternoon/evening.

Student: Very well, sir how are you?

Teacher: Fine, thanks, and you?

Students: We are all right sir. We're ready for our lesson.

### B. Listen and repeat these words after your teacher.

لاندي کلمو ته غوره ونیسئ او بیایي له خپل ښوونکي څخه وروسته تکرار کړي.

Intelligent, Good, Happy, Sad, Sick, Well, Feel, Difficult, Hard, Absent, Present, Reply, Fine, Lazy, Never, Matter, Healthy.

### C. Your teacher reads Habib's story, listen to him/her and repeat.

ښوونکي مو د حبيب کيسه لولي. هغې ته غوره ونیسئ او بیایي ور پسي تکرار کړئ .

#### **Habib**

Habib is a good boy in our class. He is an intelligent student. He is happy every day. He is never sad. He sits in front of our class. He can answer difficult questions. English is easy for him. He works very hard every day.

Habib was not in class yesterday. He was absent. Our teacher told him today, "Habib, you were not present yesterday. What was the matter with you?" Habib replied, "I was a little sick, sir/madam. I did not feel well".

Our teacher asked him again, "How do you feel today? Are you fine?" "Yes, sir, I am quite fine, I am healthy today." Habib said. Our teacher said, "That is very good".

**D. Read the above story and answer the following questions:**

پورتني كيسه ولولئ او لاندنيو پوښتنو ته ځواب ورکوئ.

- 1- What does Habib do? \_\_\_\_\_
- 2- Is Habib an intelligent student? \_\_\_\_\_
- 3- Is he a sad boy? \_\_\_\_\_
- 4- Where does he sit? \_\_\_\_\_
- 6- Can Habib answer difficult questions? \_\_\_\_\_
- 7- Was Habib present yesterday? \_\_\_\_\_
- 8- What was the matter with Habib yesterday? \_\_\_\_\_
- 9- How does Habib feel today? \_\_\_\_\_
- 10- Does Habib feel fine? \_\_\_\_\_
- 11- How is English for Habib? \_\_\_\_\_
- 12- Does our teacher like lazy students? \_\_\_\_\_
13. What did our teacher tell him? \_\_\_\_\_

**E. You read the story of Habib. Now read the following sentences. Write (T) in front of true sentences and (F) in front of false ones. (use pencil)**

تاسو د حبيب كيسه ولوستله. اوس لاندې جملې ولولئ او د سمي جملې مخې ته د T توري او د غلطې جملې مخې ته د F توري وليکئ. (له پېنسل څخه کار واخلئ)

Example: T Habib is a boy. F Habib is a lazy student.

1. \_\_\_\_\_ Habib is a student in our class.
2. \_\_\_\_\_ Habib is an intelligent teacher.
3. \_\_\_\_\_ He is always sad.
4. \_\_\_\_\_ Habib was absent yesterday.
5. \_\_\_\_\_ Habib did not reply.
6. \_\_\_\_\_ He was not well today.
7. \_\_\_\_\_ Habib did not feel well today.
8. \_\_\_\_\_ Our teacher asked a question from Habib.
9. \_\_\_\_\_ Habib was a little sick yesterday.
10. \_\_\_\_\_ Our teacher likes lazy students.
11. \_\_\_\_\_ Habib can answer difficult questions.

## F. Read the following adjectives.

لاندي صفات ولولي.

Good --- Bad  
Happy --- Sad  
Well --- Sick  
Intelligent --- Lazy  
Difficult --- Easy  
Present --- Absent

## G. Read Habib's story again and write its adjectives in your notebooks.

د حبيب كيسه يو ځل بيا ولولي او صفونه يې په خپلو کتابچو کې وليکي.

Example: Habib is an intelligent student.

## H. Read the following sentences and circle their correct adjectives. (use pencil)

لاندي جملې ولولي او په هغو کې د مناسبو صفونو لاندي کرښه وباسي.  
( له پنسل څخه کار واخلي )

1. Habib is an ( intelligent, little, sick) student.
2. He is a ( difficult, good, hard) boy in our class.
3. I asked him a ( present, absent, difficult) question.
4. He is a (easy, absent, happy) boy in his class.
5. Habib was not in class yesterday. He was (difficult, small, sick).
6. I have a ( small, hard, well) brother.
7. Our teacher does not like ( good, eazy, lazy) students.
8. Aref was a little sick yesterday, he is quite (sick, small, well) today.

## I. Fill in the blanks of the following sentences. (use pencil)

د لاندينيو جملو تش ځايونه د کړي. ( له پنسل څخه کار واخلي )

Example: This boy is present in the class every day.

- 1- Kabeer is an \_\_\_\_\_ student, he can answer \_\_\_\_\_ questions.



- 2- Our teacher did not come to class, he was \_\_\_\_\_.
- 3- You are \_\_\_\_\_ today, but you were \_\_\_\_\_ yesterday.
- 4- I am quite \_\_\_\_\_ this morning.
- 5- A lazy student can not answer \_\_\_\_\_ questions.
- 6- My \_\_\_\_\_ brother goes to school, he is \_\_\_\_\_ everyday.
- 7- This is a \_\_\_\_\_ boy, he is not \_\_\_\_\_.
- 8- That is a \_\_\_\_\_ book, you can read it.
- 9- His question was not \_\_\_\_\_, it was very difficult.
- 10- Haroon is not an \_\_\_\_\_ student, he is \_\_\_\_\_.

**J. Write the answers of part (D) in your notebooks.**

د (D) د برخي خوابرنه په خپلو کتابچو کې وليکئ.

**K. Introduce one of your friends to your classmates and write the introduction in your notebooks.**

خپل يو ملگري نور ټولگوالو ته ور وپيژنئ او جملې په خپلو کتابچو کې وليکئ.



# Unit 4

**Objective:** Students will be able to use Adjectives in questions .

موخه : زده کونگي به وکولای شی چی به پرستینزو جملو کی صفتونه په سمه توگه وکاروی .

## A. Greeting:

روغبړ

**Practice reading the following dialogue with your partner.**

لاندي ديالوگ د خپل ملگري سره تمرين کړي.

Haroon: Hi Habib, welcome to our house.

Would you like to have a cup of tea?

Habib: Yes, thank you.

Haroon: Which kind of tea do you want to drink?

Habib: I like to drink green tea with some sugar, or black tea with a piece of candy.

Haroon: Would you like to eat some cookies and cake with your

tea?

Habib: I would like a piece of cake without any cookies.

Haroon: That is good, How about some fruit?

Habib: No, thank you.

## B. Read the following sentences and

**underline the nouns with your partner.**

لاندي جملی ولری او هڅه وکړئ چی له خپل ملگري سره ترنوولاندي کرښه وباسئ.

Example: This is my pen and that is my notebook.

This is your ball and that is his hat.

- 1- This is my book and that is my magazine.
- 2- This is our kitchen and that is our dining room.
- 3- This is your desk and that is your table.
- 4- This is their house and that is their garden.

- 5- This is his shirt and that is his sweater.
- 6- This is her skirt and that is her blouse.
- 7- This is its head and that is its tail.

**B-**

- 1- These are my socks and those are my stockings.
- 2- These are our shoes and those are our sandals.
- 3- These are your brothers and those are your sisters.
- 4- These are their cups and those are their saucers.
- 5- These are his aunts and those are his uncles.
- 6- These are her apples and those are her peaches.
- 7- These are its legs and those are its hands.

### C. Read these sentences with your partner.

له خپل ملگري سره لاندي جملي ولولئ.

1. The color of these eggs is white, but the color of that one is red.
2. This coat is gray, but that coat is brown.
3. My pen is black, but my pencil is yellow.
- 4- Our shoes are brown, but their shoes are white.
- 5- Your brothers are students, but their sisters are small children.
- 6- Their cups are blue, but their saucers are tan.
- 7- His aunt is a nurse, but his uncle is a doctor.
- 8- Her apples are green, but her peaches are pink.
- 9- Its legs are purple, but its handles are gray.
- 10- This flower is red, but that flower is yellow.

### D. Read the following questions and answers and identify their difference with your partner.

لاندي پوښتنې او ځوابونه ولولئ او توپيرونه يې له خپل ملگري سره په گروهه کړئ.

- |  |                           |
|--|---------------------------|
| 1- Is this a book or a magazine?   | It is a magazine.         |
| 2- Is this a kitchen or a dining room?                                     | It is a dining room.      |
| 3- Is that your desk or your table?  | This is my table.         |
| 4- Is that their house or their garden?                                    | This is their garden.     |
| 5- Is this his shirt or his sweater?                                       | It is his sweater.        |
| 6- Is this her skirt or her blouse?  | That is her blouse.       |
| 7- Do you like to drink green tea or black tea? I like to drink green tea. |                           |
| 8- Do you like to wear black shoes or red shoes?                           | I like to wear red shoes. |

### E. Fill in the blanks with and or or. (use pencil)

لاندي تشن خايزنه په "or" يا "and" سره بشپړي كړئ. (له پنسل څخه كار واخلي)

Example: Is this a skirt or a sweater?

This is a skirt and that is a sweater.

1. Is this boy Habib \_\_\_\_\_ his brother?
2. This is Sharifa \_\_\_\_\_ that is her sister.
3. Is this your brother \_\_\_\_\_ your friend?
4. These are my uncles \_\_\_\_\_ those are my aunts.
5. Are those men teachers \_\_\_\_\_ students?
6. Is that his desk \_\_\_\_\_ his table?
7. That is his desk \_\_\_\_\_ this is his table.
8. These are apples \_\_\_\_\_ those are oranges.
9. Are these women nurses \_\_\_\_\_ doctors?
10. Is this the dog's leg \_\_\_\_\_ its tail?

### F. Complete the sentences with but or or. (use pencil)

لاندي جملې په "or" يا "but" سره بشپړي كړئ. (له پنسل څخه كار واخلي)

Example: This is a book but that is a magazine.

Is your mother a doctor or a nurse?

- 1- Do you like green tea \_\_\_\_\_ black tea?
- 2- Does your father need an English book \_\_\_\_\_ a magazine?
- 3- These boys play football \_\_\_\_\_ those boys play volleyball.
- 4- Are your sisters here at school \_\_\_\_\_ they are at home?
- 5- My small brother has a new watch \_\_\_\_\_ I don't.
- 6- He is an English teacher \_\_\_\_\_ I am a history teacher.
- 7- Do those students play volleyball \_\_\_\_\_ basketball?
- 8- This bus goes to Khair Khana \_\_\_\_\_ that bus does not.
- 9- He writes a letter every day \_\_\_\_\_ I do not. (don't)
- 10- Do they go home \_\_\_\_\_ play outside?

### G. Complete the following sentences with your partner. (use pencil)

لاندي جملې له خپل ملگري سره بشپړي كړئ.

Example:

That boy is tall but I am short.

1. This is my book \_\_\_\_\_ that is my magazine.
2. These are my socks \_\_\_\_\_ those are my stockings.

3. Is Habib a teacher \_\_\_\_\_ a doctor?
4. This is our kitchen \_\_\_\_\_ that is our living room.
5. Do you like this picture \_\_\_\_\_ that one?
6. We are studying English \_\_\_\_\_ Pashto.
7. Does the child drink milk \_\_\_\_\_ water?
8. Our teacher comes to school everyday \_\_\_\_\_ he is at home today.
9. You like this picture \_\_\_\_\_ I like that one.
10. Are those men teachers \_\_\_\_\_ not?

## H. Read these sentences aloud after your teacher.

دا جملې له خپل ښوونکي څخه وروسته په لور آواز ولولئ.

### I- Repeat the following sentences after your teacher.

- Abed is a good student.    Adel is not a good student.  
Abed is a good student, but Adel is not.
- Tariq is an engineer.    His father is not an engineer.  
Tariq is an engineer, but his father is not.
- These rings are made of silver.    Those rings are made of gold.  
These rings are made of silver, but those are not.
- Hamid is an intelligent boy.    His brother is not an intelligent student.  
Hamid is an intelligent boy, but his brother is not.
- This is an English book.    That is not an English book.  
his is an English book, but that is not.
- My father is a teacher.    I am not a teacher.  
My father is a teacher, but I am not.
- Those boys are my friends.    These boys are not my friends.  
Those boys are my friends, but these are not.
- This man is from Afghanistan.    That woman is not from Afghanistan.  
This man is from Afghanistan, but that woman is not.

- I am not at home now. My father is at home. I am not at home now, but my father is.
- The books are on the table. The notebooks are not on the table. The books are on the table, but the notebooks are not.

*2- Read the following sentences and fill in the blanks with proper words.*

1. I \_\_\_\_\_ a student, but \_\_\_\_\_ brother is a teacher.
2. The pen \_\_\_\_\_ red, but the pencil \_\_\_\_\_ not.
3. This \_\_\_\_\_ my book, \_\_\_\_\_ that is not.
4. You \_\_\_\_\_ here in class today, but Habib is \_\_\_\_\_.
5. Hamid is \_\_\_\_\_ intelligent student, but \_\_\_\_\_ brother is \_\_\_\_\_.
6. A car \_\_\_\_\_ small, but a truck \_\_\_\_\_ not.
7. We \_\_\_\_\_ in class now, but the teachers are \_\_\_\_\_.
8. This man is from Afghanistan, \_\_\_\_\_ his wife is \_\_\_\_\_.
9. These \_\_\_\_\_ English books, but \_\_\_\_\_ are not.
10. We \_\_\_\_\_ present this morning, \_\_\_\_\_ they are not.

## **I. Homework.**

کورنی دنده.

*Write the sentences of part (H) in your notebooks.*

# Unit 5



**Objective:** Students will be able to show proper use of conjunctions.

موخه : زده کونکي به وکولاي شي چې د ربطي کلمو سمه کارونه په نښه کړي .

## A. Dialogue:

څېړی اتړی.

Teacher: Hello my students. How are you today?

Students: We're fine, thank you.

Teacher: Are you ready for your lesson?

Students: Sure, we are.

Teacher: I will teach a new lesson today.

Students: What will that lesson be about?

Teacher: It will be about affirmative and negative forms of sentences.

Students: That is very good, we're ready to study them.

## B. Read these sentences.

دا جملي ولولئ.

I eat apples every morning.

I don't eat oranges every morning.

He drinks tea every morning.

He doesn't drink milk every morning.

She plays with a doll every morning.

She doesn't play with a ball every morning.

**Long forms**

Do not

Does not

**Short forms**

Don't

Doesn't

### C. Read these pairs of sentences. . دغه خبره كي جملي ولولي .

Habib has Dari and Pashto classes every day.  
He doesn't have English classes every day.

Halima goes to school every morning.  
She doesn't go to school every afternoon.

The radio program starts at eight o'clock.  
It doesn't start at six o'clock.

I read the holy Qur'an every morning.  
I don't watch T.V every morning.

Abed and I come home at 3:00 in the afternoon.  
We don't come home at one o'clock in the afternoon.

You play volleyball every Friday.  
You don't play football every Saturday.

They speak Pashto at home.  
They don't speak English at home.

I	don't teach Pashto.
We	
You	
They	
He	doesn't run fast.
She	
It	

Look at the above chart and make sentences.  
Example: I teach Uzbeki.



**D. Change these sentences to negative forms. Use the proper pronouns instead of the underlined words.**

لاندې جملي په منفي شکل واړوئ او د هغو کلمو پر ځای چې لاندې يې کرښه ايستل شوي، مناسب ضميرونه وکاروي.

Example: The boy helps his father on the farm every day.  
He helps him on the farm every day.

- a. Aziz plays volleyball with his friends.
- b. The woman cooks good food every evening.
- c. The dog runs after the small boy.
- d. I read a story book every night.
- e. I and my brother play football every afternoon.
- f. Haroon and Wais study their lessons every day.
- g. These students play basketball in their school yard.
- h. You write your homework at school every day.
- i. Our English teacher teaches us a short lesson every day.
- j. We listen to English news every night.

**E. Read the following questions and answers.**

لاندې پوښتنې او ځوابونه ولولئ.

- 1- Does Nafisa want an umbrella?  
No, she doesn't want an umbrella.  
She wants a raincoat.
- 2- Does Hafiz have two brothers?  
No, he doesn't have two brothers.  
He has one brother.
- 3- Does the cat play with a doll?  
No, it doesn't play with a doll.  
It plays with a ball.
- 4- Do I buy a motorcycle today?  
No, you don't buy a motorcycle today.  
You buy a bicycle today.
- 5- Do Akbar and I eat our lunch together?  
No, you don't eat your lunch with Akbar.  
You eat your lunch alone.

- 6- Do you drive your car to school?  
No, I don't drive my car to school.  
I ride my bicycle to school.
- 7- Do they have a store in Maimana?  
No, they don't have a store in Maimana.  
They have a shop in Jalalabad.

### **F. Read these new words.**

دانوي کلمې ولولئ.

*Pretty, Clean, Important, Wash, Clothes, Water, Rose, Floor,  
Sweet, Help, Sweep*

### **G. Read the following story.**

لاندي کيسه ولولئ.

Karima is a good girl. She goes to school every morning. She works at home in the afternoon. She helps her mother and brother with the house work. Her brother cleans the house. She washes the clothes. She waters the flowers and roses in the yard. her sister sweeps the floor.

Her mother tells her that boys and girls should work at home. Karima also helps her small sister with her lessons. Her sister is a student in the 3<sup>rd</sup> class. She goes with Karima to school every day.

### **H. Answer these questions.**

لاندي پورستو ته څواب ورکړئ.

1. Who is a clever girl?
2. Does Karima go to school in the afternoon?
3. Does she help her small sister and brother?
4. Who works at home every afternoon?
5. Does Karima sweep the floor?
6. Does she wash the clothes?
7. What class is Karima's sister in?
8. Who waters the roses and flowers?
9. Does Karima have a small brother?
10. Does Karima have a sister?

## G. Change the following sentences to questions .

لاندې جملې په پوښتنو واړوي .

Example:

The gardener has pretty roses in his garden.

Does the gardener have pretty roses in his garden?

Yes, he does.

- 1- This shopkeeper helps the poor people every day.
- 2- Habib and his friends do their homeworks every night.
- 3- Aref and I finish a new lesson every week.
- 4- I come to school at eight o'clock every morning.
- 5- You finish your homework every night.
- 6- Her brother washes his clothes every week.
- 7- These students usually answer difficult questions.
- 8- The driver drives a new truck every year.
- 9- We listen to the radio every night.
- 10- It is usually very cold in Salang in the winter.

*Read the following questions and write their answers in your notebook.*

1. What does the shopkeeper do every day?
2. What do Habib and his friends do every night?
3. Do Aref and I finish a new lesson every week?
4. Who comes to school at 8:00 o'clock every morning?
5. Do you finish your homework every night?

6. What does her brother wash every week?
7. Do these students answer the difficult questions?
8. What does he/she drive every day?
9. When do we listen to the radio?
10. Is it usually cold in the winter in Bamyan?

**H. Use the correct form of verbs in the blank spaces.** د فعلونو سسم شکل په تشو ځايونو کې و کاروئ.

Example:

(like) I \_\_\_\_\_ bananas.

I like bananas.

(do) That woman \_\_\_\_\_ work at home.

That woman doesn't work at home.

- 1- (have) Tooryalay \_\_\_\_\_ two sisters.
- 2- (have) AbasQul doesn't \_\_\_\_\_ a pencil.
- 3- (work) That boy \_\_\_\_\_ every morning.
- 4- (need) That girl \_\_\_\_\_ help.
- 5- (cook) I \_\_\_\_\_ meat every night.
- 6- (cook) Zahra \_\_\_\_\_ vegetables every day.
- 7- (comb) Spogmay \_\_\_\_\_ her hair at her office.
- 8- (drink) We \_\_\_\_\_ water in the morning.
- 9- (eat) I \_\_\_\_\_ fruit every night.
- 10- (listen) She \_\_\_\_\_ to the news carefully.
- 11- (wash) Hosain \_\_\_\_\_ his hands before lunch.
- 12- (eat) They \_\_\_\_\_ with a spoon and a fork.
- 13- (draw) Amin \_\_\_\_\_ nice pictures in class.
- 14- (read) He \_\_\_\_\_ those books at night.
- 15- (pray) We \_\_\_\_\_ five times a day.
- 16- (go) Hamid \_\_\_\_\_ to the park every Friday.

# Unit 6



**Objective:** Students will be able to use subject pronoun and possessive adjectives properly.

موضوعه: زده کونکې به وکولای شي چې فاعلي ضمائر او ملکي صفتونه په سمه توګه وکاروي.

## A. Dialogue:

څېړی اتري.

Fareeda: Good morning / afternoon Fatema, how are you?

Fatema: Very well thanks.

Fareeda: What are you reading?

Fatema: I am reading a book.

Fareeda: Whose book is it?

Fatema: It is my cousin's book.

Fareeda: What kind of stories does it have?

Fatema: It has some funny stories. I want to read all the stories in it.

Fareeda: Very good, keep yourself busy.

Fatema: Ok, thank you.

## B. Read the following questions and answers:

لاندې پوښتنې او ځوابونه ولولئ.

### Questions

- 1- Who is that man?
- 2- Who is the boy next to him?
- 3- Who is the man in front of the class?
- 4- Who is the girl next to Hamida?
- 5- Who is the boy wearing the red coat?
- 6- Who is the man driving the bus?
- 7- Who is the woman in the white dress?
- 8- Who is the girl behind you?
- 9- Who was the boy talking with you last night?
- 10- Who was the man riding the bicycle?
- 11- Who was playing with you?
- 12- Who are in the class now?

### Answers

- 1- He is Habib.
- 2- He is Karim.
- 3- He is a teacher.
- 4- She is Habiba.
- 5- He is Farooq.
- 6- He is Jarefi.
- 7- She is Aysha.
- 8- She is Hamida.
- 9- He was my classmate.
- 10- He was Rahim.
- 11- They were my friends
- 12- They are our teachers.

لاندي پر بنسٽي او خوابونه ولولي.

### C. Read these questions and answers.

#### Questions

1. Whose book is this?
2. Whose pen is that?
3. Whose brother is this?
4. Whose erasers are these?
5. Whose glasses are those?
6. Whose coat is that?
7. Whose mother is this?
8. Whose house is that?
9. Whose car is this?
10. Whose dogs are those?

#### Answers

- It is my book.  
It is her pen.  
He is his brother.  
They are our erasers.  
They are my glasses.  
It is her coat.  
She is his mother.  
It is our house.  
It is their car.  
They are your dogs.

### D. Read these sentences.

دغه پر بنسٽي ولولي.

- 1- Who is that boy in the red coat? He is Nader.
- 2- Whose book is that? It is his book.
- 3- Who is that girl in front of the man? She is Maryam.
- 4- Whose glasses are these? They are her glasses.
- 5- Who is that man in back of the room? He is Anwar.
- 6- Whose hat is this? It is his hat.
- 7- Who is that young boy? He is a student.
- 8- Whose car is that? It is his car.
- 9- Who are those boys? They are my brothers.
- 10- Whose house is that? It is Habib's house

### E. Use who or whose in the following sentences. (use pencil)

د Who او Whose کلمی په لاندي جملو کي و کاروی.

1. \_\_\_\_\_ book is on the table?
2. \_\_\_\_\_ is that young boy?
3. \_\_\_\_\_ are those clever girls?
4. \_\_\_\_\_ sisters are they?
5. \_\_\_\_\_ name is Amin?
6. \_\_\_\_\_ is behind you?
7. \_\_\_\_\_ dog is brown?
8. \_\_\_\_\_ are those nice men?
9. \_\_\_\_\_ room is small?

10. \_\_\_\_\_ eraser is on the desk?
11. \_\_\_\_\_ car runs very fast?
12. \_\_\_\_\_ was absent yesterday?
13. \_\_\_\_\_ is a very good student in class?
14. \_\_\_\_\_ can swim nicely?
15. \_\_\_\_\_ brother is the school principal?

## F. Pronunciation.

تلا

*Read the following pronouns.*

Subject pronouns	Possessive adjectives
I	My
We	Our
You	Your
They	Their
He	His
She	Her
It	Its

## G. Read the following sentences.

دغه جملې ولولئ.

- |                          |                          |
|--------------------------|--------------------------|
| 1. I am a student.       | My name is Hamid.        |
| 2. We are teachers.      | Our home is in Paghman.  |
| 3. You are a doctor.     | Your car is small.       |
| 4. You are farmers.      | Your cows are fat.       |
| 5. They are very happy.  | Their teacher is nice.   |
| 6. He is a nice man.     | His house is in Gardez.  |
| 7. Latifa is a nurse.    | Her brother is a doctor. |
| 8. It is a tall tree.    | Its leaves are green.    |
| 9. Najib is a good boy.  | Every one loves him.     |
| 10. Khatoon is a police. | Her students are happy.  |

## H. Underline subject pronouns and possessive adjectives with pencil.

د فاعلي او ملاکي صفتونه لاندې په پېنسل کرښه و کاروئ

Example:

He has an old car.

It is his car.

- |                                     |                             |
|-------------------------------------|-----------------------------|
| 1- Rodia has a sewing machine.      | It is her machine.          |
| 2- Nafisa has a new radio.          | That is her radio.          |
| 3- Zalmay bought a book.            | This is his book.           |
| 4- You wrote this letter yesterday. | It is your letter.          |
| 5- We have a nice house.            | This is your house.         |
| 6- I teach English.                 | This is my dictionary.      |
| 7- She is from Ghazni.              | Her name is Hamida.         |
| 8- I have a new car.                | Its color is blue.          |
| 9- We have a garden.                | Our garden is in Urozgan.   |
| 10- Her glass is full of tea.       | She wants to drink her tea. |

## I. Use the correct possessive adjective

(my, our, your, their, his, her, its) in blank spaces.

په لاندې خالي ځایونو کې مناسب ملاکي صفتونه (my, our, your, their, his, her, its) و کاروئ.

Example:

He has a black umbrella.

It is his umbrella.

- |                               |                                      |
|-------------------------------|--------------------------------------|
| 1. Monir has a new bicycle.   | It is _____ bicycle.                 |
| 2. Latif have a white house.  | That is _____ house.                 |
| 3. Hamid wears an old jacket. | It is _____ jacket.                  |
| 4. I am eating an apple.      | It is _____ apple.                   |
| 5. Haroon has a new watch.    | This is _____ watch.                 |
| 6. We have an old truck.      | This is _____ truck.                 |
| 7. This rose is pretty.       | _____ color is yellow.               |
| 8. They are in _____ garden.  | _____ garden is large.               |
| 9. This is a new machine.     | _____ handle is black.               |
| 10. That is _____ cap.        | _____ father bought it<br>yesterday. |



## J. Fill in the blanks with subject pronoun or possessive adjective.

لاندي خالي خايونه په مفعولي او ملاكي صفتونو بشپړه كړئ.

Example:

Asad is a carpenter.

He is a carpenter.

1. \_\_\_\_\_ sister is a carpenter.
2. \_\_\_\_\_ are from Afghanistan.
3. \_\_\_\_\_ house is in Farah
4. The doctor drives \_\_\_\_\_ car every day.
5. \_\_\_\_\_ are playing volleyball.
6. Nafisa writes \_\_\_\_\_ homework every night.
7. I like this flower, \_\_\_\_\_ color is pretty.
8. \_\_\_\_\_ is a new purse.
9. \_\_\_\_\_ sweater is very pretty.
10. That girl is washing \_\_\_\_\_ clothes.

## K. Homework:

کورنی دنده.

Use the following words in proper sentences, write your sentences in your notebooks.

(eating, drinking, nice, happy, tall, short, small, pretty, new, old)

Example:

He is eating a piece of cake now.

# Unit 7



**Objective:** Students will be able to properly use verbs do, does and have, has in sentences.

موخه: زده کونکي به و کولاي شي چي درکولو او لرلي مرستندوي فعلونه په جملو کي و کاروي.

## A. Dialogue:

روغبر.

**Teacher:** Good morning class, how are you today?

**Students:** We're fine, thank you.

**Teacher:** What will you study?

**Students:** We will study a new lesson.

**Teacher:** What will your lesson be about?

**Students:** It will be about the present forms of Action verbs.

**Teacher:** That's good, you should know the use of verbs with different subjects.

**Students:** Yes, we will.

*Look at the sentences and see how the verbs are used with different subjects.*

I play volleyball every day.  
We play volleyball every day  
You play volleyball every day.  
They play volleyball every day.  
He plays volleyball every day.  
She plays volleyball every day.  
It plays with a ball every day.

## B. Read the following sentences after your teacher.

لاندي جملي له خپل ښوونکي څخه وروسته ولولي.

1. Najib goes to school every morning.
2. He comes late to class everyday.

3. The boy practices soccer every afternoon.
4. He practices tennis every Friday.
5. Haroon plays chess with his brother two nights a week.
6. He goes to bed early at night.
7. Nafisa writes poems every week.
8. She writes new poems every week.
9. The cat runs fast after a mouse.
10. It catches the mouse and plays with it.

### C. Read the following story.

لاندي كيسه ولولي.

That is Haroon. He is a smart boy. He laughs funny and makes others laugh. He is an intelligent boy. He studies his lessons every day. He reads newspapers. He answers Maywand's questions in class. He likes to speak English.

Laila goes to school every morning and works at home in the afternoon. She helps his father and his mother at home. Laila has two younger brothers and one sister. They are students. Laila helps them with their lessons. They like her.

### D. Read the above story again and answer these questions:

پورتی، کيسه يوغل يا ولولي او دغو پوښتنو ته ځواب ورکړئ.

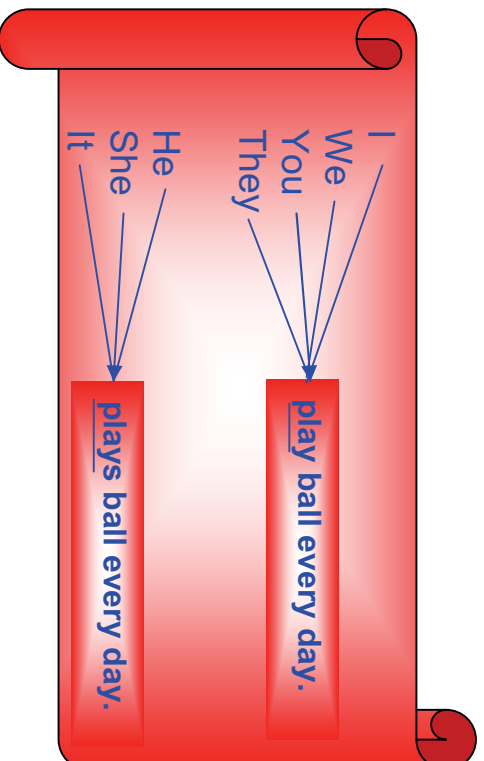
1. Is Maywand a smart boy?
2. Who laughs and makes others laugh?
3. Does Maywand study his lessons?
4. Who likes to speak English?
5. Who works at home every night?
6. Who helps his mother and father?
7. Who is an intelligent boy?
8. Are Zainab's brothers and sister students?
9. Does Maywand read newspapers?
10. Do Maywand's brothers and sister like him?

### E. Read the following sentences:

لاندي جملې ولولئ.

1. Those boys play football every afternoon.
2. They practice volleyball with their friends every day.

3. Those girls play with dolls twice a week.
4. They help their mother at home every day.
5. I and my brother go to school by bus.
6. We leave home early in the morning.
7. You drink a cup of coffee every night.
8. Your brother and you work at the same office.
9. You are both clerks and you work together.
10. Haroon and Omid come to Kabul once a year.
11. Habib and Sadeqa are husband and wife.
12. They work in a store every day.
13. The dog runs after the cat.
14. The cat also runs very fast.
15. The cats run away when they see a dog.



نوټ: د (S) پسونډ له هغه فعل سره سمې فاعل يې (He, She, It) وي، کارول کېږي.

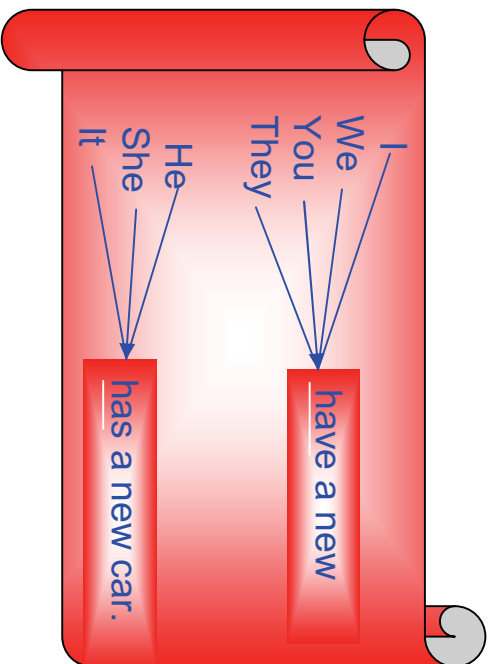
### F. Read the following sentences after your teacher.

لاندې جملې له ښوونکي څخه وروسته ولولئ.

1. I teach English every morning.
2. He teaches English every morning.
3. We wash clothes once a week.
4. She washes clothes twice a week.
5. You kiss your little son every morning.
6. She kisses her little daughter every morning.
7. I fix my watch when it breaks.
8. She cleans her watch three times a month.
9. They go to school in the afternoon.
10. She goes to school in the morning.

**G. Use the correct form of the given verbs in blanks.**  
 په لاندي خالي ځايونو کې دې د ورکړل شويو افغانو صحيح شکل وکاروئ.

1. (come) I will come home late tonight.
2. (run) Palwasha \_\_\_\_\_ fast, when she is late.
3. (work) They \_\_\_\_\_ in a factory.
4. (listen) Habib \_\_\_\_\_ to the radio in the evening.
5. (walk) She \_\_\_\_\_ to her office every morning.
6. (play) He is a good player , he \_\_\_\_\_ very well.
7. (do) They \_\_\_\_\_ their homework at night.
8. (do) She \_\_\_\_\_ her house work in the afternoon.
9. (like) You \_\_\_\_\_ dogs very much.
10. (love) Haroon \_\_\_\_\_ his little son.
11. (kiss) She \_\_\_\_\_ her daughter when she sees her.
12. (talk) He \_\_\_\_\_ in class every day.
13. (teach) He is a teacher, he \_\_\_\_\_ Pashto and Dari.
14. (buy) \_\_\_\_\_ a car today.
15. (buy) My friend \_\_\_\_\_ a new car this month.



هر کله چې د ساده حال د جملې فعل مفرد وي نو د have فعل په لاندي بدلولي.  
**He has a new car**

**H. Read these sentences.**  
 دغه جملې ولولئ.

1. Aref has a new car. He has a new car.
2. Haleema has a new house. She has a new house.



- 3- play, soccer, afternoon, every, they.
- 4- with, the, cat, ball, a, plays.
- 5- night, do, every, my, I, homework.
- 6- lives, this, Haroon, Kabul, in, year.
- 7- boys, are, both, students, our, in, school, girls.
- 8- every, milk, morning, he, a, drinks, cup, of.
- 9- in, morning, she, home, the, is, at.
- 10- comes, house, our, to, he, week, once, a.

**K. One student should write the above given words on the blackboard, others arrange them to meaningful sentence.**

يو زده کونکي دي پورتنی کلمې پر تخته باندې وليکي او نوردي به جمله باندې وایوي.

# Unit 8



**Objective:** Students will be able to use do , does , is and was in questions.

وڃڻ، زاده ڪرڻاڪي به وڪرلاي شي جي پورتنجي مرستندوي فعلونه به پورنستينزو جملوڪي وڪاروي

## A. Conversation

خبري اتري.

**Haroon:** Hello Wais, how are you this morning?

**Wais:** I am fine, thank you.

**Haroon:** Who is this boy with you?

**Wais:** He is one of my friends.

**Haroon:** Is he a student?

**Wais:** Yes, he is. He goes to school every day.

His school is near his house.

He walks to his school every morning.

**Haroon:** What does he do in the afternoon?

**Wais:** He works in a shop. The shop is far from his house.

He rides his bicycle to his shop.

**Haroon:** It was nice to meet your friend.

Good bye.

## B. Reading

لو سنڌل.

Read the following story.

لاڻندي ڪيسه ولولئج.

I am Najib son of (S/O) Habib. I live in a village near the city. I go to school in the morning. I always walk from my house to my school. I study many subjects in school. I like my teacher and I like my classmates.

I work in an auto workshop in the afternoon. It is far from our house. I usually ride my bicycle to the workshop. I am happy to work in the workshop. I learn to fix some cars and I learn to drive cars. It is a good workshop.



I often help my parents with their work in the evening. I do my homework late at night. I don't have time to study during the day. I am busy from morning to night.

**C. Read the above story again and answer the following questions.** پورتنی کیسہ یو خل بیا ولولئ او لاندی پوہنتو تہ خراب وکوی.

1. Who is Najib?
2. Who is his father?
3. Where does Najib live?
4. Does Najib go to school in the afternoon?
5. Does he study many subjects in school?
6. Whom does he like?
7. What does Najib do in the afternoon?
8. Is Najib's workshop near his house?
9. What does Najib learn in the workshop?
10. Who helps his parents with their work?
11. When does Najib help his parents?
12. Who is busy from morning to night?
13. Who does his homework late at night?
14. Is Najib a lazy boy?
15. Does Najib have time to study his school subjects during the day?

**D. Talking** خبری کول.

1. Tell Najib's story in your own language.
2. Talk about your own daily work in English to your partner.

**E. Writing** لیکل.

1. Try to write at least 10 simple English sentences about your daily activities.
2. Read your sentences in the class with your partner.
3. Your classmates should correct your mistakes.

**F. Assignment: Write a story about your family in your notebooks.**

ذندہ: پہ خلو کابجو کي د خلی کورنی، پہ ارہ یوہ کیسہ ولیکی.

### G. Read the following story and answer the questions.

لانديني كيسه ولولي او پوښتنو ته ځواب ورکړي.

Nafisa is a nice girl. She is a student in a high school. She is in the (6<sup>th</sup>) grade this year. She lives with her parents in Tereen Kot. She goes to school in the morning and helps her mother in the afternoon. She washes the dishes in the kitchen. Her brother cleans the floor. He uses some washing powder for cleaning the floor.

Nafisa does her homework at night. She studies a lot. She is very intelligent. She is the top student in her class. She is doing her homework now. The teachers like Nafisa and she respects her teachers.

#### Answer the following questions.

1. What school is Nafisa in?
2. What class is she in this year?
3. Does she go to school in the afternoon?
4. Where does she live?
5. What time does she help her mother?
6. Where is she washing the dishes now?
7. What does her mother do?
8. What does she wash the floor with?
9. When does Nafisa study her subjects?
10. Who is the top student in the class?
11. What is Nafisa writing now?

### H. With your partner translate the above story into your own language.

له خپله ملاگري سره پورتني كيسه پخپله مورني ژبه وژباړي.

### I. Homework: Write a short story about your own daily activities in English.

د خپلو کورنيو کارونو په اړه يو لنډه كيسه په انگرېزي ژبه وليکي.



# Unit 9

## Lesson one

**Objective:** Students will be able to write sentences using was and were.

موخه: زده کونکي به وکولای شي چي د مرستندویو فعلونو په مرسته جملې ولیکي.

Past form of (to be) verb: Was, Were in statements and questions.

**A. Your teacher will read the following story (about Haroon and his brother).With your partner try to translate it into your mother tongue.**

ښوونکي به تاسو ته د هارون او د هغه د ورور په اړه لاندې کیسه ولولي. هغه وکړی چي د خپل ملگري په مرسته یې په خپله مورني ژبه وژباړی.

Haroon and his brother were very good men in our village. Both brothers were intelligent and kind. Haroon was a farmer and his brother was a gardener. They were always busy on their farm and in their garden. They were never lazy. Both brothers got up early in the morning. They prayed their prayers and read (recited) the Holy Quran in the mosque. They always left their homes after their breakfast.

Haroon's farm was far from his house. He usually grows some crops like wheat, beans and corn. His brother usually planted fruit trees and grew pretty flowers.

**B. Answer the following questions.** لاندې پوښتنو ته ځواب ووايئ.

- 1- Who were good men in our/your village?
- 2- What were Haroon and his brother?
- 3- Were they both lazy?

- 4- When do they get up in the morning?
- 5- Where did they recite the Holy Qur'an?
- 6- When did they leave home in the morning?
- 7- What does Haroon grow on his farm?
- 8- What does his brother plant?
- 9- Where was Haroon's farm?
10. Who were busy on their farm and in their garden?

### C. Read the following sentences and pay attention to the underlined verbs.

لاندې جملې ولولئ. او هغو فعلونو ته پام وکړئ، چې کرښه ور لاندې ایستل شوي ده.

1. I was at school yesterday morning.
2. You were at home when I called you.
3. Nafisa was late for school, because there was no bus.
4. Latifa was in her office when the principal came.
5. They were always busy when I saw them.
6. Haroon was absent. He was not in the class yesterday.
7. We went to Paghman and we were there till evening.
8. I was late, because the bus was late.
9. The glass was full of tea. I drank all of it.
10. The caps were on the table. Now they are on the floor.

### D. Read these questions and short answers after your teacher.

لاندې پوښتنې او لنډ ځوابونه له خپل ټیورنګي څخه ورسره ولولئ.

- |   |                   |
|---|-------------------|
| 1. Was the test easy?                       | Yes, it was.      |
| 2. Were the books difficult?                | No, they weren't. |
| 3. Was he at school yesterday?              | No, he was not.   |
| 4. Were you at home on Friday?              | Yes, I was.       |
| 5. Was Najib with you this morning?         | No, he was not.   |
| 6. Were your friends in Istalef last night? | Yes, they were.   |
| 7. Was Haroon happy yesterday?              | Yes, he was.      |
| 8. Were you in your office when he came?    | No, I was not.    |
| 9. Was Habib a lazy student last year?      | No, he was not.   |

### E. Read these sentences. Note the use of negative verbs

لاڻائي جملي وٺو لاءِ، ٻه جملو کي د فعل منفي ٻه وگوري.

1. I was not there yesterday.
2. He was not at home last night.
3. Nafisa was not in class this morning.
4. You were not at the office this morning.
5. They were not quiet in class.
6. It was not on the table.
7. Habib and Hamid weren't sick yesterday.
8. Nafisa and Latifa weren't there.
9. Haroon was not late.
10. Wais was not early.
11. Rahim and Naser were not at the park on Friday.
12. Hamidullah was not at home.
13. Anwar was not in his office.

### F. Change the following sentences to negative statements.

لاڻائي جملي ٻه منفي ٻيو وارو.

Example:

He was at school yesterday.

He was not at school yesterday.

1. Haroon was sick in the morning.
2. Hamid was unhappy.
3. I was absent yesterday.
4. We were sick last night.
5. She was at the library this afternoon.
6. You were at the hospital on Friday.
7. He was late for school.
8. They were absent on Monday.
9. It was dirty and I washed it.
10. I was happy when I saw her.

**G. Write a question for each sentence in your notebooks. Follow the example.**

لاندي جملې په سواله واړوي او په خپلو کتابچو کې يې وليکئ. بياکې ته پام وکړئ.

Example:

Was he at school yesterday?

Yes, he was at school yesterday.

1. No, the books weren't difficult. ?
2. Yes, he was at home last night. ?
3. Yes, it was. It was crowded. ?
4. Yes, our teacher was present last week. ?
5. No, they weren't late yesterday. ?
6. No, they weren't on the desk. ?
7. Yes, Haroon was sleepy last night. ?
8. No, the kitchen was not clean yesterday. ?
9. Yes, the book was on the table. ?
10. No, they weren't in Kabul last year. ?

**H. Homework: :**

کورنۍ دنده:

*Write your questions and answers on a piece of paper and give it to your teacher. Your teacher will check your sentences,*

Example:

Was he at school yesterday?

Yes, he was at school yesterday.

Question

Long (complete) answer



# Unit 9

## Lesson two

**Objective:** Students will be able to correctly use object pronouns in writing and conversation.

موخه: زده کونکي به وکولای شي چي مفعولي ضمائر په لیکلو او خبرو کي وکاروي.

**A. Read the following sentences aloud as the teacher calls on you.**

کله چي شپرونکي درته وويل لاندي جملي ولولي.

1. He sees me at school every day.
2. Our teacher teaches us a new lesson this morning.
3. Habib gives you another book to read.
4. Nafisa asks me about her homework every day.
5. Will you meet him there every morning?
6. I will see her at the cinema tonight.
7. You often see her at school.
8. I will give them your address to visit you.
9. I will write the words on the board for you to read.
10. She puts the pen on the desk for you to take.
11. The pen is on the desk; I can give it to him.
12. Don't drop your cup down. It will break.
13. I am so sorry to hear the sad news about them.
14. Don't tell them anything about the sad news.

**B. Write the above sentences in your notebooks and underline the object pronouns (me, us, you, them, him, her, it.) in them.**

پورتنی جملي په خپلو کتابچو کي وليکي او له مفعولي ضميرونو (me, us, you, them, him, her, it.) کرښه وباسئ.

### C. Read the following paragraphs.

لاندي متن وولي.

We are students in the 6<sup>th</sup> grade this year. We study many subjects in this class. One of the subjects we study is English. We like it very much. It is an international language. It is an important language for us to study. We have a kind teacher who teaches us English. He teaches us how to listen and speak. He also teaches us how to read and write English. We try to learn some new words and use them in sentences.

I like my English teacher. He teaches me many new things in English. I use his new words in sentences. He tells me to help the other students in English. I help my sister at home. I ask her to listen and repeat my sentences.

### D. Fill in the blanks with the correct object pronouns.

په جملو کي خالي ځايون ته مناسبو مفعولي ضمرونو بشپړ کړئ.

1. I need your book, give it to \_\_\_\_\_ please.
2. I will see \_\_\_\_\_ with your brother in the park today.
3. I am with my family. He will see all of \_\_\_\_\_ near the river.
4. This is your book, I will give \_\_\_\_\_ to \_\_\_\_\_ tomorrow.
5. Rahim and Naser were here; I told \_\_\_\_\_ about you.
6. Nafisa and Zaid laughed a lot, when I told \_\_\_\_\_ a funny story.
7. Latifa gave \_\_\_\_\_ her picture. I gave \_\_\_\_\_ a good gift.
8. Wais wrote \_\_\_\_\_ a letter. He asked me to send \_\_\_\_\_ some money.
9. The boys were here last night. All of \_\_\_\_\_ went to school in the morning.
10. Don't drop \_\_\_\_\_. It will break.
11. I gave \_\_\_\_\_ my pen yesterday. Where did you put it?
12. Hamida buys a toy for his sister. She gives \_\_\_\_\_ to \_\_\_\_\_ to go to school.
13. The glass was dropped on the floor. I washed \_\_\_\_\_ and put \_\_\_\_\_ on the desk.
14. Give \_\_\_\_\_ a bottle of ink. He may need it.
15. She needs a bottle of ink. Give \_\_\_\_\_ one please.



**E. Homework:**

**Use each object pronoun in two different sentences and write your sentences in your notebooks.**

هر مفعولي ضمير په دوو بيلا بيلو جملو ڪي و ڪاروئ او پخپلو ڪتابچو ڪي بي وليکئ.

Example:

(him)

I will give him a book to read.

I'll tell him a story.

1. (me)

---

---

---

2. (us)

---

---

---

3. (you)

---

---

---

4. (him)

---

---

---

5. (her)

---

---

---

6. (them)

---

---

---

7. (it)

---

---

---



# Unit 9

## Lesson three

**Objective:** Students will be able to correctly use object pronouns in writing and conversation.

موضوعه: زده کونکي به و کولای شي چې مفعولي ضمائر په لیکلو او خبرو کې وکاروي.

### A. The usage of at, on and in as time expressions.

د وخت د کلمو on، at او in کارول.

*a- Read the following story( about Najiba)in groups of two.*

*Try to learn the new words and sentences in it.*

لانديني کيسه چې د نجيبې په هکله ده له ښوونکي څخه وروسته دوه ، دوه تنه ولولئ او هڅه وکړې چې نوي لغتونه او جملې يې زده کړي.

Najiba is a student at Malalai High School this year. She did not come to class on Sunday. She was sick. Her parents were at home in the afternoon. They took Najiba to a doctor at 4:00. There were many patients (ناروغ) who also wanted to see the doctor. The doctor was very busy at that time. He saw many patients. Najiba's turn was at 6:00. The doctor checked (نښه) her at quarter past 6:00. He wrote a prescription (نسخه) for her. Her parents took the prescription to a pharmacy (دروملتون). They bought the medicine (داجو) and came home in the evening. Najiba took the medicine at night. She got well (ښه). She came to school on Monday.

b- Read the following sentences and identify the difference in the use of in, at and on.

لانديني جملي ولولي او د in, on او د كاروني توپرونه په گوته كړئ.

1. They finished reading their book at half past ten.
2. She arrived in Kabul in April.
3. We ate lunch at half past twelve yesterday.
4. I listened to the radio at ten o'clock last night.
5. They came to my house in the year 2004.
6. She arrived at the hospital on Saturday.
7. I visited them on May 10<sup>th</sup> at two o'clock.
8. The teacher came to our class on Tuesday.
9. They bought some medicine on Sunday at noon.
10. He took the prescription to a pharmacy on June 7<sup>th</sup> at midnight.

### B. Look at the time expressions in the following chart

په لاندي جدول كې زماني نومونو ته پاملرنه وكړئ.

	ON (day, date)	AT (time)	IN (time)
They came	on Saturday	at half past one.	in the morning.
	on June 10 <sup>th</sup>	at two o'clock.	in the afternoon
	on Monday	at noon.	in the evening.

1. He arrived at one o'clock.      2. She was late on Tuesday.  
half past two.      April 3<sup>rd</sup>.  
midnight.      June 4<sup>th</sup>.  
sunset.      October 2<sup>nd</sup>.
2. The plane left Kabul on January 4<sup>th</sup> at eight o'clock.  
July 9<sup>th</sup>      half past three.  
Wednesday      seven o'clock.  
April 9<sup>th</sup>      quarter past four.  
Thursday      eleven o'clock.
3. Her parents were at home in the morning.  
afternoon  
evening  
April

**C. Use on, in and at in the blank spaces. Follow the example. ( Use pencil)**

د درکړل شوي مثال په څېر اضافي توري په تشرېحونونو کې وکاروئ. (له پنسل څخه کار واخلي)

Example:

Azizi leaves Kabul on November 20<sup>th</sup>.

1. I finished the story book \_\_\_\_\_ Saturday.
2. Haroon arrived \_\_\_\_\_ Sunday \_\_\_\_\_ eight o'clock.
3. My friend listened to the radio \_\_\_\_\_ nine o'clock.
4. Habib called me \_\_\_\_\_ March 2<sup>nd</sup> \_\_\_\_\_ one o'clock.
5. They are going to have a test \_\_\_\_\_ November.
6. The Indian doctor arrives \_\_\_\_\_ December this year.
7. We are going to leave Kabul \_\_\_\_\_ noon.
8. Nafisa came home last night \_\_\_\_\_ midnight.
9. They are going to come back \_\_\_\_\_ April.
10. I went home late \_\_\_\_\_ Tuesday.

**D. Read Najiba's story once again and use its new words in sentences, write your sentences in your notebooks.**

د نجيبي کيسه يو ځل بيا ولولئ او د هغې نوي لغتونه په مناسبو جملو کې وکاروئ. جملې پخپلو کتابچو کې وليکئ.

1. hospital, 2. pharmacy, 3. doctor, 4. nurse, 5. prescription,
6. medicine, 7. patient, 8. sick, 9. parents, 10. well

Example:

Najiba took the medicine and became well.



# Unit 10

**Objective:** Students will be able to make sentences with present continuous tense.

موخه: زده کونکي به و کولای شي چې په جاري حال زمانه کې جملې جوړې کړي.

Haroon is calling

me  
us  
you  
him  
his  
her  
it  
them

**A. Look at the pictures, read the words and try to learn their correct pronunciation.**

انځورونو ته وګورئ کلمې ولولئ او دهغوی سم تلفظ یې زده کړئ.



Point at



Walk



Catch



Kick



Listen to



Wear



Help



Talk to



Call



Draw

## B. Read these sentences:

دغه جملې ولولئ.

1. Hamid is pointing at the map.  
Is Hamid pointing at the map?  
Yes, he is.  
No, he is not.



2. Habib is kicking the ball.  
Is Habib kicking the ball?  
Yes, he is.  
No, he is not.



3. The teacher is calling the student.  
Is the teacher calling the student?  
Yes, she is.  
No, she is not.



4. They are listening to the radio.  
Are they listening to the radio?  
Yes, they are.  
No, they are not.



5. He is helping his father.  
Is he helping his father?  
Yes, he is.  
No, he is not.



6. He is wearing his new coat.  
Is he wearing his new coat?  
Yes, he is.  
No, he is not.



7. Najib and you are talking to the teacher.  
Are you talking to the teacher?  
Yes, we are.  
No, we are not.



8. I am calling her on a mobile phone.  
Am I calling her on a mobile phone?  
Yes, you are.  
No, you are not.





9. The cat is walking in the yard.  
Is the cat walking in the yard?  
Yes, it is.  
No, it is not.

10. Wais is drawing picture.  
Is he drawing picture?

Yes, he is.  
No, he is not.



### C. Read these sentences in pairs.

دوره ، دوره تهنه دغه جهيلي ولولي.

1. Is Aref helping the girl?  
Yes, he is.  
He is helping her.



2. Is Habib writing the sentences?  
Yes, he is.  
He is writing them.



3. Is Najib catching the ball?  
No, he is not.  
He is not catching it.  
He is kicking it.



4. Is she helping the students?  
No, she is not. She is not helping them.  
She is pointing at them.



5. Is Ajmal talking to that girl?  
No, he is not.  
He is not talking to her.  
He is listening to her.



6. Are you going to school now?  
Yes, I am.  
I am going to school now.



7. Are the students listening to the teacher?  
Yes, they are.  
They are listening to her.



8. Is that girl wearing a pink skirt?  
Yes, she is.  
She is wearing a pink skirt.



9. Are Nafisa and Latifa playing ball?  
No, they are not.  
They are playing with their dolls.



10. Am I drawing a picture?  
No, you aren't.  
You aren't drawing a picture.  
You are writing a letter.



**D. Look at the following chart and make sentences in present continuous tense.**

لاندي جدول ته وگورئ اود جاري حال جملې جوړي کړئ.

I	am	ing	now.
We You They	are	ing	now.
He She It	is	ing	now.

**E. Read the following story:** لاندي کيسه ولولئ.

Haroon and Ferraidoon play volleyball every afternoon. They are playing volleyball with their friends now. Two of the boys wear white jackets every day. They are wearing white jackets today. Haroon is calling his other friends for help.



They are fixing the volleyball net. His friends are listening to him and helping him now.

Wais is pointing to Feraidoon. He says, "Look at Feraidoon. He is kicking the ball. He is running and throwing the ball to his friend".

Some of the boys talk loudly. They are calling at Feraidoon and Haroon. They say, "Hey boys, this is a volleyball game; it is not a football game. You are kicking the ball".

**Answer these questions in pairs:**

1. What are Haroon and Feraidoon doing?
2. What are they wearing?
3. Who is pointing at Feraidoon?
4. Are the boys playing volleyball or football?
5. Who are listening and helping Haroon?
6. Who is catching the ball and running away?
7. Are they calling Haroon and Feraidoon?
8. What are the boys saying?
9. 10. Do you like volleyball or football?

## F. Change the following sentences to Present Continuous form. لاندې جملې په جاري حال باندې واړوئ.

Example:

I work every day.

I am working now.

1. I listen to the radio every night.
2. We play ball every day.
3. Do you walk to school every morning?
4. Does she go there in the afternoon?
5. We write letters every day.
6. They read books every night.
7. I study my books at night.
8. It rains every day this week.
9. She smiles every morning.
10. Why do you laugh?

**G. Change the underlined words to object pronoun (me, us, him, her, them, you, it)**  
هغه ڪلمي جي ترلاڻدي بي ڪرڻبه ايسٽل شوي ده په مفعولي ضمير وٽو بدلي ڪري.

Example:

I want those pencils.

I want them.

1. She is writing a letter.
2. He is talking to Nafisa.
3. They are buying apples.
4. We are eating bananas now.
5. They are talking to you and me.
6. She is washing the dishes for you.
7. Students are studying their books now.
8. You are covering the book for me.
9. Nafisa is carrying the cups.
10. Latifa and Fahima are washing clothes.
11. Habib is buying pears for you and Aref.
12. Wais is helping Qais.
13. I am eating fruit.
14. She is pointing to Omid.
15. Those boys are practicing a new game.

## H. Answer these questions, follow the example.

لاندي پوښتنو ته څوابونه ورکړئ. د مثالونو پيروي وکړئ.

Example:

Is he wearing his red coat now?

No, he is not.

He is wearing his black coat now.

1. Is Haroon talking to his friend today?  
No, he is not.

\_\_\_\_\_

2. Are your brothers buying the new car today?  
No, they aren't.

\_\_\_\_\_

3. Is Najib driving his motorcycle now?  
No, he is not.

\_\_\_\_\_

4. Are the boys playing basketball now?  
No, they aren't.

\_\_\_\_\_

5. Am I wearing a jacket today?  
No, you aren't.

\_\_\_\_\_

6. Is Habib flying a kite now?  
No, he isn't.

\_\_\_\_\_

7. Are those women washing clothes?  
No, they aren't.

\_\_\_\_\_

8. Am I riding a horse now?  
No, you aren't.

---

9. Is Nafisa showing the pictures now?  
No, she is not.

---

10. Are Haroon and Wais running now?  
No, they aren't.

---

## I. Homework.

کورنی داندہ.

*Write the complete answers to the above questions in your notebooks.*

د پورتنیو پوښتنو بشپړ ځوابونه په خپلو کتابچو کې ولیکئ.

# Unit 11



**Objective:** Students will be able to talk and write about Afghanistan.

موضوع: زده کونکي به و کولای شي چې د افغانستان په هکله خبرې او لیکنه وکړي.

## A. Conversation:

خبرې اترې:

Haroon: Hello Fahima, how are you?

Fahima: Not bad, thank you.

Haroon: What is that book you are reading?

Fahima: It is my social studies book.

Haroon: Are you interested in social studies?

Fahima: Yes, I am. It has interesting information about many things.

Haroon: Please inform me about one of those things.

Fahima: It gives information about our country and our people.

Haroon: You're right. I am also interested in this subject.

Fahima: That is very good. Let's study this subject together.

Haroon: Very good. I am ready.

## B. Read these words after your teacher.

لاندي کلمې له خپل ښوونکي څخه وروسته تکرار کړئ

*Almighty God, located, land locked, south, east, north, west, capital, city, province, village, neighbor, people, Islam, Islamic, Muslim, religion, believe, follower, prophet, pure, part, divided, beautiful, each, holy Qur'an, Zakat, Uzbekistan, game, Kabul.*

**C. Listen to your teacher as he/ she reads this story, then read with yourself silently**

کله مو چي ښوونکي صاحب دغه کيسه لولي هغې ته غوره ونيسئ او بيا يې دوه دوه تنه نورى لغتونه تکرار کړئ.

### Afghanistan And the Afghan people

Afghanistan is a beautiful country. It is located at the heart of Asia. That is why it is called, "The heart of Asia". It is a land locked (مجاړ به خشک) country. It has many high mountains and many long rivers.

Kabul is the capital of Afghanistan. This country is divided into 34 provinces. There are cities and many villages in each province.

The neighboring countries of Afghanistan are: Pakistan, Iran, Tajikistan, Uzbekistan, Turkmanistan and China. Pakistan is located in south and east of Afghanistan. Tajikistan, Uzbekistan and Turkmanistan are located in the north of Afghanistan. Iran is located to the west and China is located to the North east. Afghanistan wants friendly relations with its neighboring countries.

People who live in Afghanistan are Afghans. We are Afghans. Afghans are brave people. Our country is an Islamic country. We believe in Almighty God (جل جلاله). Our religion is Islam. We are followers of Mohammad (pbh) is our prophet and Quran -e-Sharif is our holy book.

We read the Holy Qur'an and pray five times a day. We pay Zakat to poor and needy people. We fast in the holy month of Ramadan. Our rich people go to Holy Mecca (مکه شریفه) for pilgrimage (سج کول).

**D. Read the above story in pairs and translate it (orally) in your own language.**

پورتني کيسه په دوه دوه تنه ولولئ او په شفاهي توگه په خپله مورني ژبه وژباړئ

**E. Read the above story again and answer the following questions.**

پورتی کیسہ یوغل یا ولولے او لاندی سوالنو ته خواب وواپی

1. Is Afghanistan a beautiful country?
2. Where is it located?
3. What do many people call this country?
4. Why is Afghanistan called a landlock country?
5. Does Afghanistan have mountains or rivers?
6. What is the capital of Afghanistan?
7. How many provinces does Afghanistan have?
8. How many cities and villages are in Afghanistan?
9. Name the neighboring countries of Afghanistan.
10. Does Afghanistan have friendly relations with its neighboring countries?
11. What are the people of Afghanistan called?
12. Who are the Afghans?
13. Why the Afghans are called brave people?
14. What is the name of our religion?
15. Who are followers of Mohammad (pbh)?
16. What is the name of our prophet?
17. What holy book do Muslims follow?
18. How many times a day do Muslims pray?
19. Who is fasting?

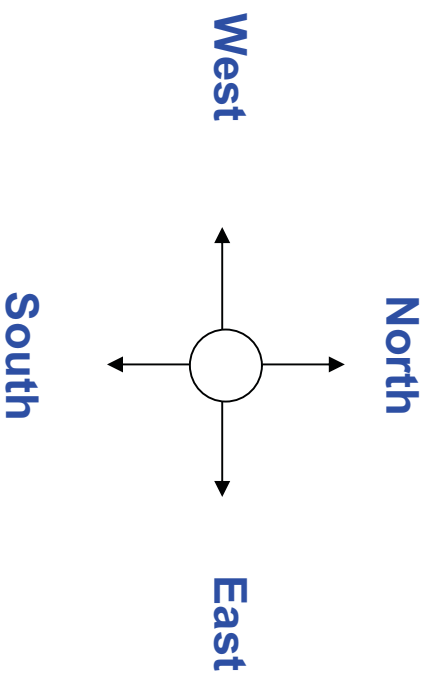
**F. Use the following words in sentences: (work in pairs)**

لاندی کلمی په جملو کی وکاروی: (دوه دوه تنه پری کار وکړئ).

*beautiful, brave, capital, city, province, village, neighbors, people, religion, Islam, Muslim, believe, followers, prophet, country, map*

**G. Look at the diagram and read the (4) directions:**

نقشي ته وگورئ او څلورگوني سمتونه ولولئ.



*Stand in front of your class and show the 4 direction.*



**H. Homework:**

کورني دنده

*Draw a map of Afghanistan in your notebooks and color it.*

د افغانستان نقشه په خپلو کتابچو کې رسم او رنگ کړئ





# Unit 12

## Lesson One

**Objective:** Students will be able to properly use going to, to refer to an action in the future.

موخه: زده کونکي به وکولای شي چې د مرستندویو افعالو په مرسته د راتلونکي زمانې لپاره جملې جوړې او په خبرو کې یې وکاروي.

### A. Dialogue:

خبرې اتري :

Fatah and Najib are good friends. They usually walk together. They are walking in the school field now. They are having a conversation as follows:

**Najib:** Tomorrow is Friday and we are going to have a picnic.

**Fatah:** Very good, where are you going to have your picnic?

**Najib:** We are going to the river.

**Fatah:** Are you going to the river with your family members?

**Najib:** No, I am going with my twelve friends. Can you go with us?

**Fatah:** No, thank you. I'll be busy tomorrow. We are going to have guests at noon tomorrow.

**Najib:** Is that so? I wish you a happy time.

**Fatah:** Thank you. The same to you. I am in a hurry. Good bye Najib.

**Najib:** Good bye Fatah. See you soon.

**B. Read these sentences in pairs and translate them to your own Language:**

دا جملې په دوه کسيزو ډلو کې ولولئ او په خپله ژبه یې وژباړئ.

1. The teacher is going to class.  
He is going to teach a new lesson.
2. I am reading a very good book now.  
I am going to learn a new song for my little brother.

3. Habib is looking at the newspapers now.  
He is going to read the newspaper.
4. Nafisa is counting her money now.  
She is going to buy a purse next week.
5. Abdullah is asking for more money now.  
He is going to buy a house next month.
6. Hamid is making a kite now.  
He is going to fly this kite tomorrow afternoon.
7. My friend and I are working for a math course.  
We are going to start an English course next month.
8. The teacher is teaching his class a new lesson now.  
He is going to stop his lesson soon.
9. I am writing a long story now.  
I am going to finish it in two weeks.
10. Najib is dialing a number now.  
He is going to call on his brother in Paris.
11. Anwar and Zaher are riding their bicycles now.  
They're going to arrive in the city in half an hour.
12. I am drinking a glass of water now.  
I am going to drink a cup of tea after dinner.
13. Naghma is singing a Pashto song now.  
She is going to sing a new Dari song tomorrow.
14. Wais is walking to the blackboard.  
He is going to draw a picture.
15. Abdul Zaid is listening to the radio.  
He is going to hear a new program tonight.

### C. Read these sentences and change them to questions.

دا جملى ولولئ او په پوښتنوي بدلي كړئ.

1. She is going to buy a new dress tomorrow.
2. I am going to watch a new film on T. V. tonight.
3. You are going to buy a new watch next week.
4. The pilot is going to fly a new plane tomorrow.
5. They are going to play tennis tomorrow.
6. He is going to draw a map on the blackboard.
7. We are going to buy apples and grapes.
8. I am going to wear my new suit tonight.
9. Nasir is going to learn French next year.
10. We are going to start a new class tomorrow.

### D. Read these sentences and identify subjects and the verbs:

لاندى پوښتيزي جملي او خرابونه يي ولولئ او په هغو كې فاعل او فعل په گډه كړئ

- |  |                   |
|--|-------------------|
| 1. Is Habib going to draw a big picture?         | Yes, he is.       |
| 2. Are you going to talk in class tomorrow?      | Yes, I am         |
| 3. Am I going to arrive on time today?           | No, you are not.  |
| 4. Is Nafisa going to work on Friday?            | No, she is not.   |
| 5. Is Taher going to drink milk for breakfast?   | Yes, he is.       |
| 6. Are your brothers going to start a new class? | No, they are not. |
| 7. Am I going to practice football tomorrow?     | Yes, you are.     |
| 8. Are you going to travel to Europe next week?  | No, we are not.   |
| 9. Is Nafisa going to cook rice tonight?         | Yes, she is.      |
| 10. Are they going to invite us on Monday?       | No, they are not. |

### E. Answer the following questions and write the answer in your notebooks:

لاندي پوښتنو ته خرابونه وركړئ او په خپلو كتابچو كې وليكي

Example:

Are you going to write a story tomorrow?

Yes, I am.

1. Is Nafisa going to wash the dishes? \_\_\_\_\_
2. Are you going to watch the film tonight? \_\_\_\_\_
3. Am I going to call my friend in London tomorrow? \_\_\_\_\_

4. Is Aziz going to buy a car tomorrow? \_\_\_\_\_
5. Is Haroon going to sell his watch? \_\_\_\_\_
6. Are those boys going to study together? \_\_\_\_\_
7. Are they going to pass the exam? \_\_\_\_\_
8. Am I going to travel soon? \_\_\_\_\_
9. Is Latifa going to do her homework tonight? \_\_\_\_\_
10. Is Najib going to listen to the news on the radio? \_\_\_\_\_

### F. Change the following sentences to questions. Work in pairs.

په دوه کسټرو ډلو کې لاندې جملې په پوښتنو وپړوئ.

Example:

She is going to draw a picture.

Is she going to draw a picture?

1. Haroon is going to get a new watch.
2. Latifa is going to buy an umbrella.
3. Wais and Mahmood are going to talk to them.
4. We are going to wear our new suits tonight.
5. I am going to walk to the city this morning.
6. Nafisa is going to play the flute tonight.
7. Hamid is going to study this book again.
8. I am going to teach some other classes this year.
9. You are going to eat meat tonight.
10. It is going to be ready in a week.

### G. Complete the following answers.

لاندې ځوابونه بشپړ کړئ.

Example:

Is she going to study French next week?

Yes, she is.

1. Are you going to play volleyball tomorrow? No, \_\_\_\_\_
2. Is Haroon going to fly a kite next week? Yes, \_\_\_\_\_
3. Am I going to tell you a story tonight? No, \_\_\_\_\_
4. Is Aziz going to travel to Pakistan? Yes, \_\_\_\_\_
5. Are they going to sell their house? No, \_\_\_\_\_
6. Are we going to finish building this house in a week? Yes, \_\_\_\_\_

7. Is Suhail going to talk in English today? Yes, \_\_\_\_\_
8. Am I going to be a doctor next year? No, \_\_\_\_\_
9. Is it going to snow tonight? Yes, \_\_\_\_\_
10. Are Najib and his father going to leave Kabul next month? Yes, \_\_\_\_\_

## H. Homework:

کورنی دندہ:

*In your notebooks, write the questions and answers of part G.*

د G د برخې پوښتنې او ځوابونه په خپلو کتابچو کې ولیکئ.



# Unit 12

## Lesson Two

### Grammar Review

**Objective:** Students will be able to identify the differences between various forms of statements and questions.

موخه : زده کونکي به وکولای شي چې د بياني او پوښتنيزو جملو توپير څرگند کړي

#### A. Conversation:

څېړنې

#### Role play in groups of two:

په دوه کسيزو ډلو کې محاوره وکړئ

- Fatah:** Hello Sohail, how are you this morning/ afternoon?  
**Sohail:** I am all right, thank you.  
**Fatah:** How does your uncle feel today?  
**Sohail:** He feels better today.  
**Fatah:** Does he go to his office?  
**Sohail:** Yes, he does, but he doesn't work.  
**Fatah:** How does he go to his office?  
**Sohail:** He walks, because his office is not far from his home.

#### B. Describe the difference between Negative and Affirmative statements below.

دلاندې منفي او مثبتو جملو فرق بيان کړئ.

#### Simple present

Affirmative statement:	He asks a question.
Negative statement:	He does not ask a question.
Question:	Does he ask a question?
Affirmative answer:	Yes, he does.
Negative answer:	No, he doesn't.

#### C. In groups of two translate the above sentences in your own language.

په دوه کسيزو ډلو کې پررته جملې په خپله ژبه وژباړئ

**D. Read these verbs and try to find their meaning.**

لاڙدي فعلونه ولولئ او معنيٰ ٻي پيدا ڪري.

*ask, carry, climb, correct, jump, pray, rain, spell, talk, wait, walk, work.*

**E. Read these sentences and explain why they are called simple present tense.**

دساده حال دغه جملي ولولئ او ووائى چي ولي ورتاه ساداه حال وائى.

1. I climb a tree every day. I do not climb a mountain every day.  
Do I climb a tree every day? Yes, you do.  
Do I climb a mountain every day? No you don't.
2. We carry the chairs every day. We do not carry the tables every day.  
Do we carry the chairs every day? Yes, you do.  
Do we carry the tables every day? No you don't.
3. You correct your homework. You do not correct your mistakes.  
Do you correct your homework? Yes, I do.  
Do you correct your mistakes? No, I don't.
4. They jump rope every day. They don't jump from a table every day.  
Do they jump rope every day? Yes, they do.  
Do they jump from a table every day? No, they don't.
5. We pray five times a day. We don't pray six times a day.  
Do we pray five times a day? Yes, you do.  
Do we pray six times a day? No, you don't.
6. She spells the new words every day. She doesn't spell the old words every day.  
Does she spell the new words every day? Yes, she does.  
Does she spell the old words every day? No, she doesn't.

7. It rains in Kabul in the spring. It doesn't rain in Kabul in the summer.

Does it rain in Kabul in this spring? Yes, it does.

Does it rain in Kabul in the summer? No, it doesn't.

8. I talk with you in English. I don't talk with you in Chinese.

Do I talk with you in English? Yes, you do.

Do I talk with you in Chinese? No, you don't.

9. They walk to school every day. They don't walk to class every day.

Do they walk to school every day? Yes, they do.

Do they walk in class every day? No, they don't.

10. You wait for the bus every day. You don't wait for the taxi every day.

Do you wait for the bus every day? Yes, I do.

Do you wait for the taxi every day? No, I don't.

**F. Use the words of part (D) in simple sentences and write the sentences in your notebooks.**

د د برخي کلمې په ساده جملو کې و کاروئ او په خپلو کتابچو کې وليکئ





# Unit 13

## Lesson One

**Objective:** Students will be able to properly use going to, to refer to an action in the future.

موخه: زده کونکي به وکولای شي چې د مرستندویو فملونو په مرسته د راتلونکي زمانې لپاره جملې جوړې او په خبرو کې یې وکاروي.

### A. Conversation:

خبرې اتري:

Haroon: Hi, Hamid what is our teacher doing?  
Hamid: Our teacher is asking us questions.  
Haroon: Who is answering his/her questions now?  
Hamid: See, everyone wants to answer her.  
Haroon: Very good you are a friendly student.  
Hamid: Thank you.

**B. Look at the sentences below and identify the differences between affirmative and negative statements.**

لاندي جملې وگورئ او د مثبتو او منفي جملو توپيرونه په گوته کړئ

### Present continuous

Affirmative statement:	He is asking a question now.
Negative statement:	He is not asking a question now.
Question:	Is he asking a question now?
Affirmative answer:	Yes, he is.
Negative answer?	No, he is not.

**C. With your partner translate the above sentences in your own language.**

پورتني جملې په دوه کسيزه ډولو کې په خپلې مورني ژبه وژباړئ.

## D. Read these regular verbs, learn how they are used.

لاندې فنلونه ولولئ، او دهنوي دکاروني چل زده کړئ .

ask – asking,	wait – waiting	correct –	pray – praying
talk – talking	climb –	correcting	rain – raining
carry – carrying	climbing	work – working	spell - spelling

## E. Read these sentences, they are in Present continuous form.

لاندې جملې ولولئ، دا جملې د جاري حال ښه لري.

1. I am climbing a tree now.                      I am not climbing a mountain now.  
Am I climbing a tree now?                      Affirmative answer: Yes, you are.  
Am I climbing a mountain now?                      Negative answer: No you are not.
2. We are carrying the chairs now.                      We are not carrying the tables now.  
Are we carrying the chairs now?                      Yes, we are.  
Are we carrying the tables now?                      No, we aren't.
3. You are correcting your homework. You are not correcting your mistakes.  
Are you correcting your homework?                      Yes, I am.  
Are you correcting your mistakes?                      No, I am not.
4. They are jumping rope now.                      They aren't jumping from a table now.  
Are they jumping rope now?                      Yes, they are.  
Are they jumping from a table now?                      No, they aren't.
5. We are praying five times a day.                      We aren't praying six times a day.  
Are we praying five times a day?                      Yes, we are.  
Are we praying six times a day?                      No, we aren't.
6. She is spelling the new words now.                      She is not spelling the old words now.  
Is she spelling the new words now?                      Yes, she is.  
Is she spelling the old words now?                      No, she is not.

7. It is raining in Kabul now.  
Is it raining in Kabul now?  
Is it snowing in Kabul now?

It is not snowing in Kabul now.  
Yes, it is.  
No, it is not.

8. I am talking with you in English.  
Am I talking with you in English?  
Am I talking with you in Pashto?

I am not talking with you in Pashto.  
Yes, you are.  
No, you are not.

9. They are walking to school now.  
Are they walking to school now?  
Are they walking to class now?

They are not walking to class now.  
Yes, they are.  
No, they are not.

10. You are waiting for the bus now.  
Are you waiting for the bus now?  
Are you waiting for the taxi now?

You are not waiting for the taxi now.  
Yes, I am.  
No, I am not.

### **F. Homework:**

کورزی دنده:

**Use the words of part D in simple continuous form and write the sentences in your notebooks.**

د d د برخی کلمې د حال جاری د زمانې په جملو کې وکاروي او وروسته یې په خپلو کتابچو کې ولیکئ.



# Unit 13

## Lesson two

**Objective:** Students will be able to properly use present continuous in conversation.

موضوع: زده کونکي به وکولای شی چی د حال جاری زمانی جملی په خبرو کی و کاروی

### A. Conversation :

خبري او اتري

**Haroon:** Hello Hamid, did you answer all the questions yesterday?

**Hamid:** Yes, I answered them all in my notebook.

**Haroon:** How were the questions? Were they easy?

**Hamid?** No, they were not, They were difficult.

**Haroon:** Who helped you with the answers?

**Hamid:** My father did.

**Haroon:** That's excellent.

**B. Read the sentences in this frame and note the use of ed at the end of the verb.**

د چو کات دننه جملی ولولئ او هغه زده کړئ.

### Simple past

**Affirmative statement:** He asked a question yesterday.

**Negative statement:** He did not ask a question yesterday.

**Question:** Did he ask a question yesterday?

**Affirmative answer:** Yes, he did.

**Negative answer?** No, he didn't.

**C. With your partner translate the sentences in the above frame into your own language.**

د پورتنی چو کات جملی په دوه کسيزو ډلو کی په خپله ژبه وژباړئ

### D. Read these regular verbs, try to use them in sentences with your partner.

لاندي با قاعده فعلونه ولولي او له خپل ملاگري سره يې په جملو کې وکاروي.

ask – asked	correct – corrected	rain – rained	wait – waited
carry – carried	jump – jumped	spell – spelled	walk – walked
climb – climbed	pray – prayed	talk – talked	work - worked

### E. Read these sentences and identify the difference between statements and questions.

لاندي جملي ولولي او د بيانې او سوالېه جملو ترمنځ توپير څرگند کړي.

1. I climbed a tree yesterday.  
I did not climb a mountain yesterday.  
Did I climb a tree yesterday?  
Affirmative answer: Yes, you did.  
Did I climb a mountain yesterday?  
Negative answer: No, you didn't.
2. We carried the chairs yesterday.  
We did not carry the tables yesterday.  
Did we carry the chairs yesterday?  
Yes, you did.  
Did we carry the tables yesterday?  
No, you didn't.
3. You corrected your homework.  
You did not correct your mistakes.  
Did you correct your homework?  
Yes, I did.  
Did you correct your mistakes?  
No, I didn't.
4. They jumped rope yesterday.  
They didn't jump from a table yesterday.  
Did they jump rope yesterday?  
Yes, they did.  
Did they jump from a table yesterday?  
No, they didn't.
5. We prayed five times a day.  
We didn't pray six times a day.  
Did we pray five times a day?  
Yes, you did.  
Did we pray six times a day?  
No, you didn't.

6. She spelled the new words yesterday. She didn't spell the old words yesterday.

Did she spell the new words yesterday? Yes, she did.  
Did she spell the old words yesterday? No, she didn't.

7. It rained in Kabul yesterday.

It didn't snow in Kabul last night.  
Did it rain in Kabul yesterday? Yes, it did.  
Did it snow in Kabul last night? No, it didn't.

8. I talked with you in English.

I didn't talk with you in Pashto.  
Did I talk with you in English? Yes, you did.  
Did I talk with you in Pashto? No, you didn't.

9. They walked to school yesterday.

They didn't walk to class yesterday.  
Did they walk to school yesterday? Yes, they did.  
Did they walk to class yesterday? No, they didn't.

10. You waited for the bus yesterday.

You didn't wait for the taxi yesterday.  
Did you wait for the bus yesterday? Yes, I did.  
Did you wait for the taxi yesterday? No, I didn't.

**F. Homework: Use the past form of part D verbs in sentences and write them in your notebooks.**

کورنی دنده: د (D) دیرنجي د فعلونو ماضي حالت په جملو کې وکاروئ او هغه په خپلو کتابچو کې ولیکئ.



# Unit 13

## Lesson three

### Simple Future Tense

**Objective:** Students will be able to write a short story using affirmative and negative forms of simple past tense.

مورخه زده کونکي به وکولای شي چي به انگلیسي ژبه يوه لنډه کيسه وليکي او د ماضي زماني منفي او مثبت حالت به کي وکاروي.

#### A. Conversation :

څېړي اتري :

**Teacher:** Hello my students. How are you today?

**Students:** We are fine, thank you.

**Teacher:** What did you do yesterday?

**Students:** We studied lesson one of unit 13 yesterday.

**Teacher:** What are you doing now?

**Students:** We are studying lesson two of unit 13 now.

**Teacher:** What are you going to study tomorrow?

**Students:** We are going to study the 3<sup>rd</sup> lesson of this unit tomorrow.

**Teacher:** That is good, Let us start our lesson.

**B. Read the sentences in the frame and note the use of is + going to.**

ددغه چوکات جملو ته وگورئ د is + going to استعمال ته څېړ شي

## **Future Tense**

<b>Affirmative statement:</b>	He is going to ask a question tomorrow.
<b>Negative statement:</b>	He is not going to ask a question tomorrow.
<b>Question:</b>	Is he going to ask a question tomorrow?
<b>Affirmative answer:</b>	Yes, he is.
<b>Question:</b>	Is he going to answer a question tomorrow?
<b>Negative answer:</b>	No, he is not.

### **C. In pairs, identify the difference between sentences in present continuous and simple future tenses.**

له خپل ملگري سره دجاري حال او د ساده آينده د جملو توپيرونه په گوته کړئ

### **D. Read these sentences. Rewrite them with new verbs and objects.**

لاندي، جملې چې په راتلونکي زماني پورې اړه لري، ولولي .

Example: I am going to dance in the party.

I am going to eat food in the party.

1. I am going to climb a tree tomorrow.  
I am not going to climb a mountain tomorrow.  
Am I going to climb a tree tomorrow?  
Am I going to climb a mountain tomorrow?  
Yes, you are.  
No, you are not.
2. We are going to carry the chairs tomorrow.  
We are not going to carry the tables tomorrow.  
Are we going to carry the chairs tomorrow?  
Are we going to carry the tables tomorrow?  
Yes, we are.  
No, we are not.



3. You are going to correct your homework tomorrow.

You are not going to correct your mistakes tomorrow.

Are you going to correct your homework tomorrow? Yes, I am.

Are you going to correct your mistakes tomorrow? No, I am not.

4. They are going to jump rope tomorrow.

They are not going to jump from a table tomorrow.

Are they going to jump rope tomorrow?

Are they going to jump from a table tomorrow?

Yes, they are.

No, they are not.

5. We are going to pray five times a day.

We are not going to pray six times a day.

Are we going to pray five times a day?

Are we going to pray six times a day?

Yes, you are.

No, you are not.

6. She is going to spell the new words tomorrow.

She is not going to spell the old words tomorrow.

Is she going to spell the new words tomorrow?

Is she going to spell the old words tomorrow?

Yes, she is.

No, she is not.

7. It is going to rain in Kabul tomorrow.

It is not going to snow in Kabul tomorrow.

Is it going to rain in Kabul tomorrow?

Is it going to snow in Kabul tomorrow?

Yes, it is.

No, it is not.

8. I am going to talk with you in English.

I am not going to talk with you in Pashto.

Am I going to talk with you in English?

Am I going to talk with you in Pashto?

Yes, you are.

No, you are not.

8. They are going to walk to school tomorrow.

They are not going to walk to class tomorrow.

Are they going to walk to school tomorrow?

Are they going to walk to class tomorrow?

Yes, they are.

No, they are not.

10. You are going to wait for the bus tomorrow.

You are not going to wait for the taxi tomorrow.

Are you going to wait for the bus tomorrow?

Are you going to wait for the taxi tomorrow?

Yes, I am.

No, I am not.

### E. Change the following sentences with your partner.

د نچل ملاگری په مرسته لاندینې جملې بدلی کړئ.

*The teacher corrects our English mistakes every day.*

*Change it :*

- 1- **to continuous (ing) tense**
- 2- **to simple past (ed) tense**
- 3- **to future (going to) tense**

Example:

1. The teacher is correcting our English mistakes.
  2. The teacher corrected our English mistakes yesterday.
  3. The teacher is going to correct our English mistakes tomorrow.
1. She cooks meat every night.
  2. Abdul speaks English.
  3. They go to school.

### F. Homework:

کورني داند:

*Change the above sentences to questions. Write the questions in your notebooks and give them short affirmative and negative answers.*

# Unit 14



**Objective:** Students will be able to use color as an adjective in writing and conversation.

موضوعه: زده کونکي به وکولای شی چی په لیکلو او خبرو کی به رنگونه د صفت په توگه

**A. Look at the pictures. Listen to your teacher, and repeat the words after him/her.**

انځورونه ته وگورئ ، خپل ښوونکي ته غوره ونیسئ او له ښوونکي څخه وروسته یې تکرار کړئ.



red



pink



brown



orange



yellow



green



purple



black



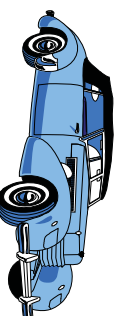
white



gray



tan



blue

## B. Dialogue:

خبري انري :

**Nafisa:** Hello Shabnam, what are you looking at?

**Shabnam:** I am looking at the roses and flowers.

They're in different colors.

**Nafisa:** Really they're pretty.

**Shabnam:** Look at these red, pink, yellow and white roses.

**Nafisa:** Oh! Yes, some of them have orange color and they seem good.

**Sabnam:** I also like those pretty flowers with their brown, blue, gray, purple and tan colors.

**Nafisa:** You're right, they look beautiful among their green leaves.

## C. Read these sentences:

دا جملي ولولي.

1. I like that flower, its color is pink.
2. I like a red rose better than a pink rose.
3. That yellow flower is very pretty.
4. I don't like this table, its color is brown.
5. The leaves lose their green color in the fall. They change from green to red, yellow or brown.
6. The sky is blue tonight. It is not cloudy.
7. Latifa has a purple scarf. She seems pretty.
8. I have a black dog. It barks a lot.
9. There is a white and purple kite in the sky.
10. Habib likes orange color flowers.

**D. Read the following story and answer the related questions.** لائڊينس ڪيسه ولولئ، او دهني اڙونده پوڻينتو ته خراب ورڪڙي

***Our Neighbor's Family***

There is a family of six members near our house. The family members are the father, the mother, two sons and two daughters. The father is a doctor and the mother is a nurse. Both of them work in the same hospital. Their children are students in different classes of the school.

The father of the family took the family members to the bazaar before the Eid days. Each of the family members selected clothes of different colors for themselves:

- The father bought a grey suit and a pair of brown shoes.
- The mother bought a purple dress and a pair of black shoes.
- The elder son selected a piece of blue cloth for his clothes.
- The younger son selected a piece of tan cloth for his clothes.
- The elder daughter selected a red blouse and an orange skirt.
- The younger daughter selected a pink blouse and a yellow skirt.
- They gave the pieces of cloth to a tailor to make clothes for them.
- Their clothes were made and they wore them on Eid days.

**E. In groups of two translate the above story in your own language.**

پاسني ڪيسه په دوه ڪسيزه دلولو ڪي پڇهه ڙبه وڙاريو.

**F. Read the above story again and answer the following questions.** پاسني ڪيسه بيا ولولئ، او د لائڊينس پوڻينتو خراب ورايئ.

- 1- What is this story about?
- 2- Is the story about a family of six members?
- 3- Does the family live near your house?
- 4- Who are the family members?
- 5- Who are the parents of the family?
- 6- Who are the children of the family?
- 7- What do the parents of the family do?
- 8- Are the family's children students in the same class?
- 9- What did the father buy?

- 10-What did the mother buy?  
 11-What color cloth did the boys select?  
 12-What color clothes did the elder daughter select?  
 13-What color blouse and skirt did the younger daughter select?  
 14-Who made the clothes for the family members?  
 15-What was the above story interesting for you?

### G. Talk to your partner orally about your own family members.

له خپل ملگري سره د خپلي کورنۍ د غړو په اړه خبرې وکړئ .

### H. Answer the following questions:

لاندې پوښتنو ته ځوابونه ورکړئ.

Example:

What color is your pen?

It is blue.

1. What is the color of the apple on your table?
2. What is the color of an orange?
3. What is the color of the walls of your classroom?
4. What is the color of the rose in the yard?
5. What is the color of the black board?
6. What is the color of our flag?
7. What is the color of grass?
8. What is the color of our teacher's desk?
9. What is the color of your shoes?
- 10.What is the color of your room walls?
- 11.What is the color of the sky on a sunny day?
- 12.What is the color of an egg?

### I. One student points to a real object and asks a question about its color, his partner answers him/her.

يو زده کوونکی يو رښتيني شي ته اشاره کوي او د هغه د رنگ په اړه پوښتنه کوي يا دده ملگري ورته ځواب ورکوي.

Example:

What is the color of the board?

It's black.

What is the color of my/your/his/her/their shoes?

They are .....

**J. Match the following questions with their related answers:** لالادي پوڻستو ته د هغوي له اړوندو ځوابونو سره ربط وركړئ

- |  |                               |
|--|-------------------------------|
| 1. What is the color of the sky on a cloudy day? | A. It is a green apple.       |
| 2. What is the color of that apple?              | B. It is a yellow flower.     |
| 3. What is the color of that board?              | C. My coat is tan.            |
| 4. What is the color of your coat?               | D. They have a purple house.  |
| 5. What is the color of that flower?             | E. We have a brown horse.     |
| 6. What is the color of her eyes?                | F. It's a black board.        |
| 7. What color of rose does she have?             | G. They are orange blouses.   |
| 8. What color coat do you have?                  | H. Her eyes are blue.         |
| 9. What color horse do you have?                 | I. She has a pink rose.       |
| 10. What color house do they have?               | J. The sky is gray.           |
| 11. What color blouses are they?                 | K. It's black, red and green. |
| 12. What is the color of our flag?               | L. I have a white shirt.      |

**K. Write the answers of part E questions in your notebooks.**

د د برخې د پوښتنو ځوابونه په خپلو کتابچو کې وليکئ

**L. Homework:** کورني دنده:

*Make new questions by changing nouns and verbs in part (I) and write them in your notebooks.*

## Glossary

Grade 6 Pashto

No	English Word	Meaning in Dari	Meaning in Pashto
1	A		
2	Adjective	صفت	صفت
3	Affirmative	مقت	مقت
4	All	تملما (همه)	ټول
5	A lot of	بسیار	ډیر
6	Almighty God	خداوند بزرگ	لوی خدای - الله تعالی
7	Alright	خوبه، بیولر خوب	ښه، ډیر ښه
8	Always	همیشه	تل
9	Another	پکښکر	بل
10	Anything	کدام چیزی، کدام کار	کوم شی، کوم کار
11	Appropriate	مناسب	وړ
12	Arrange	ترتیب دانن	ترتیبول
13	As/ as follows	مقتن، طور ذیل	په شان، په لاندې ډول
14	Asia	بر اعظم آسیا	د آسیا بر اعظم (وچه)
15	Attend/ed	حضور داشتن	حضور لرل
16	Away	دور، بېخه	لری
	B		
17	Back of	عقب	وروسته
18	Bad	خراب، بد	بد، ناوړه
19	Bark	غږین سگ	غږل (د سگې)
20	Basketball	باسکټبال	باسکټبال
21	Beautiful	مقبول، قشنگ	ښایسته، ښکلې
22	Because	زیرا که، بخاطر یکه	ځکه چې، د دې لپاره چې
23	Become	شون	کیدل
24	Believe	عقیده داشتن	عقیده لرل
25	Better	بېتر	بېتر
26	Bicycle	بایسکل	بایسکل
27	Blouse	پیراهن، جمله کتانه	کمیس، بلوز
28	Blue	آبی	اوښز
29	Bottle of ink	بوټل رنگ	د رنگبوټل
30	Borrow	امانت، قرض کول	امانت، په پور اخیستل
31	Brave	شجاع، دلور	زورور
32	Break	شکستلن	ماتول
33	Breakfast	نشتای صبح	سپا نای
34	Brown	نصواری	نصواری
35	Bus	بس، سرویس	بس، سرویس
36	Busy	مشغول، مصروف	بوخت
37	Buy/ bought	خریدن، خرید	اخیستل،
	C		
38	Candy	شرینی	خوړه
39	Cap	کلاه (کلاه پیکار)	خولې، (پیک لرونکې خولې)
40	Captain	کپتان	کپتان
41	Care/ fully	توجه، موابطت	پاملرنه
42	Carrying	انتقال دانن	لښوول
43	Catch	گرفتن	نیول
44	Chair	چوکی	څوکی
45	Check	چک (ملاحظه) کردن	چک، کتل
46	Chess	شطرنج	شطرنج



47	Circle	دایره		دایره
48	City	شهر		بشار
49	Coat	کرتی		کرتی
50	Coffee	قهوه		قهوه
51	Clerk	کاتب		کاتب، لیکورکی
52	Climb	بالا شدن		پورته کیدال
53	Cold	سرد		سوز
54	College	پوهنځي		پوهنځي
55	Color	رنگ		رنگ
56	Column	ستون، قنار		ستون، کنار
57	Come/ Came	آمدن/آمد		راتل، راضي
58	Complete	تکمیل، مکمل		پشمي
59	Continuous form	صورت دوامدار، صورت استمراری		استمراري بيه
60	Conversation	مخاوره		خبري
61	Correct	درست، صحیح، اصلاح کردن		سم
62	Correction	اصلاحات		اصلاحات، سمول
63	Course	کورس		کورس
64	Cousin	پسر کاکا، پسر ملای		د تره خوي، د ماما خوي
65	Crops	غله جات		غلي دانې
66	Crowded	ازدحام		گڼه گرونه
67	Cup	پياله		پياله
<b>D</b>				
68	Daily	روزانه		هره ورځ، ورځني
69	Dear	عزيز (دوست داشتنی)		گران
70	Department	شعبه (بنيار فکت)		څانگه، د بيا ژبنيت
71	Divide	تقسيم کردن		ویشل
72	Dialing	دایال کردن		دایال
73	Dining room	اطلاق طعام خوری		د ډډوی خورلوڅوږنه
74	Dirty	کثیف		چتل
75	Doll	گڼی (باز بچه)		تانگه
76	Dress	لباس زلفه		د بېخو جامي
77	Drop	قطره، اتکاندن		څانگي اچول
<b>E</b>				
78	Early	وقت		وخت
79	East	شرق (طرف شرق)		ختیځ د ختیځ لورته
80	Easy	آسان		آسان
81	Engineer	انجینر		انجینر
82	Enough	کافي (قدر کفایت)		پوره، کافي
83	Europe	اروپا		اروپا
84	Evaluation	ارزيبني		ارزونه
85	Example	مثال		بيلگه
86	Expression	اصطلاح		اصطلاح
87	Extra	اضافه		زیات
<b>F</b>				
88	Fall	خزان (افتادن)		منی افورخیدل
89	False	دروغ، غلط		دروغ، غلط
90	Fast	تیز، سریع، چالاک		تیره، چالاکه
91	Fat	چاق، فربه		چاغ، سوزب
92	Feel	احساس کردن، حس کردن		احساسول
93	Film	فلم		فلم
94	Fix	جورا کردن، ترمیم کردن		جورول

95	Flag	پرچم		پرچم
96	Floor	سطح خفته، اتاق		کجه، کور، خزنه
97	Flower	گل		گل
98	Flute	توله		شیشلی
99	Fly/ing	پرنیدن، پرننده، مگس، پشه		الوتل، الوتونکی، هیچ، میاشی
100	Follower	پیرو		پامری
101	Food	غذا		خواره
102	Football	فوتبال		فوتبال
103	Fork	پنجه (پنجه طعام خوری)		پنجه، د ووی، خور لوپنجه
104	Framme	چوکات		چوکات
105	From	از		له
106	Front	پیشرو		مخکی
107	Full	پر		وک
108	Funny	خنده آور		خندوونکی
109	Future	آینده		رالوتونکی
G				
110	Game	بازی		لویس
111	Gift	تحفه		سوغات
112	Gold	طلا		سره زرز
113	Gray	خاکستری		خراپه بی، خاکستری
114	Green	سبز، رنگ سبز		شین رنگی
115	Guest	مهمان		میلمه
H				
116	Hair	موی		وینتمه
117	Handle	دسته		لاسنی
118	Happy	خوشحال		خوشاله
119	Hat	شیر (کلاه)		خوله
120	Healthy	صحتمند		روغ
121	Heart	قلب		زره
122	Hello - Hi	سلام		سلام
123	History	تاریخ		تاریخ، پینس لیک
124	Holy Quran	قرآن مجید		قرآن مجید
125	Home	خانه		کور
126	Horse	اسب		آس
127	Hospital	شفافخانه		روغتون
128	How much	چقدر		خومره
129	How many	چند دانه		خودانی
130	House wife	خانم خانه		د کور بیغه
131	Hurry	شتاب، عجله		توبندی، تیره
I				
132	Important	مهم		مهم، ضروری
133	Inform	آگاه ساختن		خبرول
134	Intelligent	ذکی، لایق		زیرک، ور
135	Interested	دلیچسپ، علاقمند		په زره پورزی
136	Interesting	قابل توجه، دلچسپ		د پاملرخی ور
137	Invite	دعوت کردن		میلمه کول، بلل
138	Islam	اسلام، دین اسلام		اسلام، د اسلام دین
139	Islamic	اسلامی		اسلامی
J				
140	Jacket	جاکت		جاکت
141	Jump	خیز زدن		توپ وهل
142	Jumping rope	ریسمان پازی		د لوبور رسی

143	Keep	نگاه کردن	ساقبل
144	Kick	لگزدن	لگنه و هل
145	Kiss	بوسه، بوسیدن	بگول
146	Land	زمین، خشکده	خشکده، وچه
147	Land locked	محصط به خشکده	به وچه پورزی تری
148	Large	بزرگ	غتی، آورد
149	Late	تأوقت	تاواخسه
150	Laughing	خندیدن	خندل
151	Lazy	تبل	لث
152	Leave/left	ترک گفتن	پریشودل
153	Leaves/in.	برگها	پاهی
154	Legs	پا (از بیج ران تا پنجه)	پینه، له و رانه خفه تر پینه پورزی، لنگی
155	Library	کتابخانه	کتابتون
156	Living room	اطاق مسالون	د سالون خونه
157	Located	موقعیت دانسته	موقعیت درلود
158	London	شهر لندن (وایخت بریتانیا)	د لندن بنار، د بریتانیه پاره مینه
159	Long	طویل	آورد
160	Loudly	به صدای لند	به جگ غی
161	Lunch	طعام چاینت	گران
162	Magazine	مجله	مجله
163	Mail/ed	نامه پستی	د پستی لیک
164	Math	ریاضی	ریاضی
165	Matter	موضوع، مطلب، واقعه	موضوع، مطلب
166	Market	مارکت	مارکت
167	Many	بسیار	هیر
168	Meaning	معنی	معنا
169	Meaningful	با معنی پر معنی	له معنا نه وکی
170	Meat	گوشت	غوبینه
171	Medicine	دوا، ادویه	درمل
172	Milk	شیر	شیدی
173	Mistakes	غلطی، اشتباه	تورتنه
174	Money	پول	پیسې
175	Mosque	مسجد	جومات
176	Motorcycle	موتور سیکل	موتور سیکل
177	Mountain	کوه	غر
178	Muslim	مسلمان	مسلمان
179	Near	نژدیک	ژودی
180	Needy (Poor)	محتاج، غریب	اړ
181	Negative	منفی	منفی
182	Neighbor	همسایه	گاړندی
183	Never	هیچگاه	هیچکله
184	News	خبر	خبر
185	Newspaper	اخبار	ورځپاڼه
186	Nicely	خوب، به خوږی	پینه، پاره پینه والی
187	Noisy	غالمغالی	شور
188	North	شمال، سمت شمال	شمال، د شمال لوری
190	Object pronoun	مفعول (ضمیر مفعولی)	مفعول (مفعولی ضمیر)

191	Often	معمولا، بارها	معمولا، خوشبو واره
192	Ok (all right)	بله، بسیار خوب	هو، دیرینه
193	Once	یکبار	یوخل
194	Orally	شفاهی	شفاهی
195	Others	دیگر	بل
196	Outside	خارج، بیرون	بهر
<b>P</b>			
197	Pails	جوزه ها	جوزی
198	Paragraph	فقره	فقره
199	Parenthesis	قوسین	قوسینه
200	Paris	شهر پاریس	دپاریس بنار
201	Park	پارک	پارک
202	Partly	قسمتا	یوه برخه
203	Pass/ by	گذشتن	تیریدل
204	Patient	مریض	ناروغه
205	Peace	صلح، امنیت	سوله، امنیت
206	Peace be upon him	صل الله علیه و سلم	صل الله علیه و سلم
207	Pharmacy	دواخانه	دروملتون
208	Picnic	میله	میله
209	Pilgrimage	به زیارت رفتن	زیارت ته تلل
210	Pilot	پیلوت	پیلوټ
211	Pink	رنگ گلادی	گلادی، رنگ
212	Place of birth	محل تولد	د زینیدو جای
213	Plane (airplane)	طیاره، هواپیما	الوتکه
214	Plants	نباتات	بوټی
215	Player	بازی کن	لوبه کوبکی
216	Poem	شعر	شعر
217	Poor (needy)	غریبه، محتاج	بی وزله
218	Program	پروگرام	پروگرام
219	Prayer	نماز، گاز	لنوبخ کورونکی
220	Prescription	نسخه	نسخه
221	Pretty	مقول، قندنگ	پیکلی
222	Prophet	حضرت، پیغمبر	پیغمبر
223	Provide	تیهه کردن	برابروال
224	Province	ولایت	ولایت
225	Pure	خالص	نکه
226	Purple	رنگ بنفش (گلادی)	گلادی، رنگ
227	Purse	دستگول	د پیسو کغوره
228	Put	گذاشتن	اینبودل
<b>Q</b>			
229	Quiet	آرام، خاموش	آرام، غلی، چوپ
230	Quite	کاملا	پوره
<b>R</b>			
231	Rain	باران	باران، وربیت
232	Rain coat	کرتی بارانی	بارانی کورتی
233	Rain/ing	بار، باریدن	باران، وربیت
234	Rather	تلیک اندازه	تربوی اندازه
235	Ready	آماده	تیار
136	Recite	قرائت کردن	لوستل، قرائت
237	Red	سرخ	سور
238	Relate	مربوط	اړوند
239	Relation	ارتباط، مناسبات	اړیکې

240	Relax	آرام، راحت شدن، استراحت		آرام، دمه
241	Religion	دین، مذهب		دین، مذهب
242	Rent	کرایه		کرایه
243	Revision	تکرار، تجدید نظر		بیا، نوبی نظر، نوبی کتنه
244	Rice	برنج		وربجی
245	Rich people	مردم متمول		شتمین
246	Ring	حلقه، انگشتر		د گوتی کری، سیندل
247	River	دریا		
248	Rope playing	رسمان بازی		د رسم، لوبه
	S			
249	Sad	غمگین		غمجن
250	Sandals	چلی		چلی، خچری
251	Season	فصل		خوببول
252	Select	انتخاب کردن		خوخول
253	Sell	فروختن		لوبول
254	Send	فرستادن		دگدولو ساتین
255	Sewing machine	ماشین دوخت		
256	Ship	کشتی		بیری
257	Shirt	پیراهن		کمیس
258	Shoes	بوتها		بوتان
259	Short	کوتاه		لبو
260	Silver	نقره		سپین زر
261	Sing	خواندن نغمه یا بیت		دسندری ویل
262	Sit	نشستن		کیتاسیتل
263	Skirt	پالاقه		پورته
264	Small	کوچک		وروکی
265	Snowing	برف، برف باریدن		واوده، واوده وریدل
266	Social studies	اجتماعیات، علوم اجتماعی		تولینو علوم
267	Soccer	فوتبال		فوتبال
268	Socks	جوراب مردانه		د نارویو جرابی
269	Some	بعضی		خینی
270	Son of (S/O)	پسر کسی		د .....خوی
271	So sorry	بسیار متأسف، بسیار بیخود		دابرفسوس، ابورونینی
272	Song	نغمه، بیت خواندن		سندری لوستل
273	South	سمت جنوب		د جنوب طرف
274	Spoon	قاشق		کایوغه
275	Spring	بهار (چشمه، قف)		پسلی
276	Stamp	تکته پستی		د پستی تگتی
277	Start	شروع کردن		پیلول
278	Statement	بیانیه		وینا
279	Station	ایستگاه		تم عالی
280	Stocking	جوراب زنانه		د نبخو جورابی
281	Subject	موضوع، مضمون، فاعل		موضوع، مضمون، فاعل
282	Subject pronoun	ضمیر فاعلی		فاعلی ضمیر
283	Sugar	بوره		بوره
284	Suit	دریضی مردانه (لیس مردانه)		د نارینه دریضی
285	Summer	تابستان		اوری
286	Sure	متقن بودن، یقینا		فاامین
287	Sweep	روفتن، جارو کردن		جارو کول
288	Sweater	زیر پیراهنی		زیرپیراهنی، پینان

289	Sweet	شیرین		خود
290	Swim	آبازری		الهی
291	T			
291	Tail	دم		دم
292	Taking part	سهم گرفتن		و نیزه ایستیل
293	Tail	پشت		لور
294	Tan	رنگ تندی		تندی رنگ
295	Tea	چای		چای
296	Tennis	تنیس		تنیس
297	Thief	دزد		غل
298	Till	هنوز، تا که		تر هفتجی
299	To lock	قفل کردن		کولبول
300	Toy	بازیچه		دلیورشی
301	Travel	سفر کردن، مسافرت کردن		سفر کول
302	Trip	سفر کوچک و توریستی		سفر
303	True	حقیقت راست		ریشیا حقیقت
304	Try to	کوشیدن		زیار ایستیل
305	Twice	دو مرتبه		دوه غله
306	T.V.	تلویزیون		تلویزیون
307	U			
308	Under	پائین		اندنی
309	Underline	به زیر خط کشیدن		لانی کریمه ایستیل
310	Unhappy	خفه، ناخوش		ناخوشیه
311	Us	ما را		موتیه
312	Usualy	معمولا		د معمول لهجی
	V			
313	Village	قریه		کلی
314	Visit	ملاقات، دیدن		لیدیه
315	Volleyball	والیبال		والیبال
	W			
316	Wait	انتظار کشیدن		سنگی به لور
317	Was	بود		وو
318	Watch	ساعت بند، منظمی		دانس ساعت بند
319	Water	آب		اویه
320	Wearing	پوشیدن		اقربستیل
321	Weather	آب و هوا		اویه او هوا
322	Week	هفته		اودنی
323	Welcome	خوش آمدنی، قایل بشکر نیست		بیه راقلانت
324	Well	خوب		بیه
325	Wheat	گندم		غنم
326	Were	بودند		ارسیبدل
327	White	سفید		پستی
328	Whom	کسی را		خوک
329	Whose	از کی		له چانه
330	Why	چرا		ولی
331	Will	خواهد		لگه قه
332	Win	بردن		ورال
333	Winter	فصل زمستان		ژمنی
334	Wish	خواستن		هیله
335	Without	بدون		پریه
	X			
	Y			
336	Yard	حرفی، مسن، حوالی، باغچه		کور، د کور باغچه
337	Yellow	زرد		ژمن
338	Young	جوان		جوان
	Z			
339	Zakat	زکات		زکات

**Get more e-books from [www.ketabton.com](http://www.ketabton.com)  
Ketabton.com: The Digital Library**