




Islamic Republic of Afghanistan
Ministry of Education
Deputy Minister of Curriculum Development, Teachers
Education & Science Center
General Directorate of Curriculum Development
& Compiling of Textbooks

English for Afghanistan Student's book

Grade Seven



Ketabton.com



ISBN 978-9936-25-002-4



9 789936 250024 >

2011



Islamic Republic of Afghanistan
Ministry of Education
Deputy Ministry of Curriculum Development,
Teachers Education & Science Center General
Directorate of Curriculum Development
& Compiling of Textbooks

English for Afghanistan Student's Book

Grade Seven

Published: 1390

Committees of Compiling, Research & Editing of Textbooks

Authors:

1. Jamshid "Zaynal"
2. S. Nematullah "Mushtaq"
3. Frishta "Kazimi"

Technical advisor and editor

- Abdul Hakim Mujahid
- Ghulam Rabani Ludin

Religious, Political and Cultural Committee:

1. Dr. Mohammad Yusof Niazi (Advisor to the Minister of Education).

Supervising Committee

1. Dr. Asadullah Muhaqqique (Deputy Ministry of Curriculum development, Teacher Education and Science Center).
2. Dr. Shir Ali Zarifi Head of the Curriculum Development Project.
3. Abdul Zahir Gulistani (Directorate General of Curriculum Development & Compiling of Textbooks).

Composed and Designed by:

1. Jamshid Zaynal
2. S. Nematullah Mushtaq
3. Frishta Kazimi

بِسْمِ اللَّهِ الرَّحْمَنِ الرَّحِيمِ



سرود ملی

دا وطن افغانستان دی	دا عزت د هر افغان دی
کور د سولې کور د تورې	هر بچی یې قهرمان دی
دا وطن د ټولو کور دی	د بلوڅو د ازبکو
د پښتون او هزاره وو	د ترکمنو د تاجکو
ورسره عرب، گوجر دي	پامیریان، نورستانیان
براهوي دي، قزلباش دي	هم ایماق، هم پشه بان
دا هیواد به تل ځلیري	لکه لمر پر شنه آسمان
په سینه کې د آسیا به	لکه زړه وي جاویدان
نوم د حق مو دی رهبر	وایو الله اکبر وایو الله اکبر

The Message

from his Excellency Minister of Education

Dear teachers and students,

As education is the foundation of progress and development in all countries, curriculum is one of the most important elements of education. In our country the new curriculum is designed in accordance with the modern academic developments and needs of the people. It is obvious that the scientific developments and the needs of the people are also in progress constantly. Therefore, it is necessary that curriculum to be developed scientifically and precisely according to the requirement of the people as well. Therefore, the curriculum must not be under the influence of political changes, ideologies and personal wishes of the people.

The text-book that you have in your hand is precisely projected in accordance with these stipulations and qualifications. Scientific and useful topics are added to the book and active participation of students in learning process is intended as a part of plan in the teaching methods.

I hope that the book will be taught in accordance with the active teaching methods, the teaching guide and the intended curriculum plan. The guardians and parents of the students are also required to support their daughters and sons in a qualitative education constantly to attain the goals and objectives of the education system and to have desirable achievements for students and our country. I am sure that our respected teachers will discharge their responsibilities honestly in the effective implementation of the curriculum.

The Ministry of Education is working constantly to develop the curriculum according to the teachings of Islam, sense of patriotism, scientific standards and the utter requirements of the people. So, all the academic personalities, scholars in the field of education of the country, guardians and parents are requested to support our authors and writers in further improvement of the compiling of textbooks by their constructive perspectives and suggestions.

I am grateful and wholeheartedly appreciate all the authors who participated in the preparation and compiling of this book and all the institutions national and international and other friendly countries who co-operated us in the preparation and codification of the modern curriculum, and in the printing and distribution of textbooks.

May Allah help us.

Best regards,

Farooq Wardak
Minister of Education

Introduction

Rational for English Language

Studying English Language, as a very effective foreign language is crucial and essential for the people of Afghanistan because of many reasons:

- a. It can enable learners to communicate with other people and acquire needed information.
- b. It can help students and scholars to get knowledge about the daily life, culture, religion, politics, science and the technologies developed in English Language, and use the knowledge in the development of their country.
- c. It can help the students and scholars to learn about the contributions of great writers, thinkers, scientists, poets, inventors, statesmen in the progress of the people's of this language.
- d. It can help our statesmen understanding international law and culture and consequently, improve international relations of Afghanistan with the nations of the world.
- e. It can help our people to promote their business and strengthen the economy of the country.
- f. It can help our religious scholars to communicate the people of the world, comprehend their culture and the way of life, and accordingly preach them the precious Islamic teachings and values. Consequently, promote mutual understanding and conviction.

* * *

Methods of the Course

“English for Afghanistan” is an English Course for the people of Afghanistan, to meet their needs. The course has been designed to promote English Language Learning through the following methods and techniques:

1. In the course, students are encouraged to talk first about themselves and their environments and then to broaden their horizons.
2. The course develops an awareness of the link between language, religion and culture.
3. The course provides students with the opportunity to acquire English language skills in an enjoyable and challenging way.
4. In the course, there is a consistent focus on learning English in order to develop practical and functional skills in which grammar is carefully considered.
5. The course provides enough time to students to master and acquire the lexicon and structures which are taught to them.
6. The skills of listening, speaking, reading and writing are developed gradually.
7. Maximum opportunities of interaction are provided for students.
8. Maximum use is made of pair and group activities where students undertake tasks collaboratively.
9. Moreover, revision and recycling are integrated into the course to facilitate and develop more learning skills.
10. This book of the course is consisting of (16) units. Each unit is divided into (4) forty-five minute lessons.

* * *



Table of Contents

Unit	Title	Page Number
1	Good morning	1
2	My class room	11
3	My school	20
4	Review	29
5	My family	37
6	My house	47
7	My room	57
8	Review	66
9	My clothes	83
10	My body	94
11	Shopping	104
12	Review	115
13	Daily activities	123
14	Food	133
15	Countries	144
16	Review	155

Unit 1

Good Morning

In this unit you are going to:

- say good morning and good bye.
- say letters and numbers.
- name objects.
- trace and write from left to right.
- introduce yourself.



Unit 1

Lesson 1


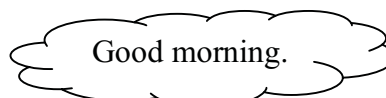
Greetings

Listen to your teacher and repeat the sentences.

1




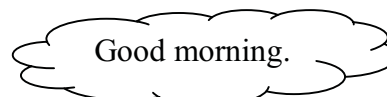
2



3



4



5



Unit 1

Lesson 1

Conversation

Listen and practice.

Listen to your teacher while reading the conversation and then practice it with your partner.

Student: Good morning.

Teacher: Good morning.

Student: Is this the grade 7 class?

Teacher: Yes, come in. What's your name?

Student: My name is Hassan.

Teacher: Welcome to your new class Hassan. My name is Mr. Tariq Tanha. I am your English teacher.



Speaking

In Pairs: Ask about each other's name.

What is your name?

My name is _____.
What is your name?

Listening

Listen to your teacher while saying the Alphabet, repeat and write them.









Alphabet letters

Unit 1

Lesson 2

Listening

A. Look at the pictures. Listen to your teacher and repeat the words.

<p>A a</p>  <p>apple</p>  <p>ant</p>	<p>B b</p>  <p>boy</p>  <p>banana</p>	<p>C c</p>  <p>cake</p>  <p>cow</p>	<p>D d</p>  <p>desk</p>  <p>dishes</p>
---	---	---	--

B. Write one word for each letter. Remember to use them at the beginning of the word.

1. B b
2. D d
3. C c
4. N n

C. Complete the words with suitable letters.

1. __ oor
2. __ ag
3. __ asette
4. __ pple

Conversation

Listen and practice.

Listen to your teacher while reading the conversation and then practice it with your partner.

Ahmad: Ali, do you have Mohammad's phone number?

Ali: Yes, I do.

Ahmad: Can you give it to me, please?

Ali: Sure. It's 0700 208 248

Ahmad: And do you have Salman's?

Ali: Yes, it is 077 412 203 2



Unit 1

Lesson 2

Numbers

A. Listen to your teacher and repeat the numbers.

21 twenty one	70 seventy	150 one hundred (and) fifty
22 twenty two	71 seventy one	200 two hundred
30 thirty	80 eighty	300 three hundred
31 thirty one	81 eighty one	400 four hundred
32 thirty two	90 ninety	500 five hundred
40 forty	91 ninety one	
41 forty one	100 hundred	
42 forty two	101 one hundred (and) one	
50 fifty	110 one hundred (and) ten	
51 fifty one	120 one hundred (and) twenty	
60 sixty	130 one hundred (and) thirty	
61 sixty one	140 one hundred (and) forty	

B. Write for each number one sentence.

one – two – three – four – five – six – seven – eight – nine – ten

C. Write the numbers of the following pictures.



D. Say and write the phone numbers.

1. zero seven seven four one two two zero three two.

2. zero seven zero zero two zero eight two four eight









E. Write your mobile number.

Unit 1

Lesson 3

Vocabulary

A. Look at the pictures. Listen to your teacher and repeat the words.

<p>E e</p>  <p>eagle</p>  <p>engine</p>	<p>F f</p>  <p>forest</p>  <p>frog</p>	<p>G g</p>  <p>grape</p>  <p>garlic</p>	<p>H h</p>  <p>hay</p>  <p>hand</p>
---	--	---	---

B. Write two words for each letter. Remember to use them at the beginning of the word.

1. E e
2. F f
3. G g
4. H h

C. Complete the words with suitable letters.

1. _ raser
2. _ ood
3. _ ame
4. _ orse
5. _ lag
6. _ gg
7. _ and

Article

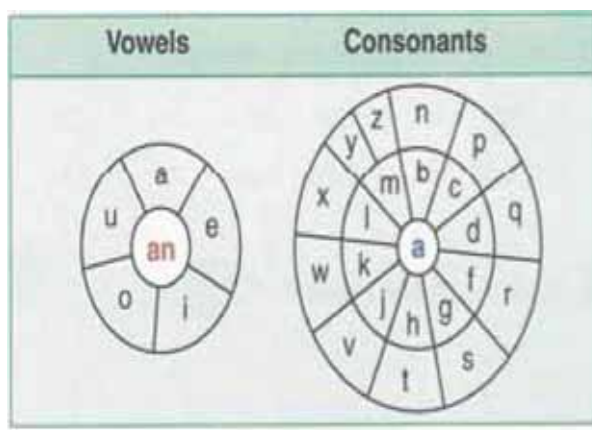
Indefinite Articles

A

An

a book
a ruler

an umbrella
an eraser



Unit 1

Lesson 3

Complete with a or an.

1. This is _____ orange.



2. This is _____ ball.



3. Is this _____ table?




4. Is this _____ horse.



5. I have _____ interesting book.



6. Is he _____ intelligent boy?



Conversation

A. Listen and practice.

Listen to your teacher while reading the conversation and then practice it with your partner.

Hi, my name is Saber Ahmad.

Nice to meet you Saber Ahmad, my name is Shabeer.

Fine, thank you.

How are you?

B. In pairs: Make similar conversation.

Listening

A. Listen and put the conversation in order while your teacher is reading.

Nice to meet you, Abdullah

Hi, Sohrab. my name is Nasim.

Hello, I'm Abdullah.






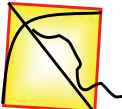


B. In pairs: Make similar conversation.

Unit 1

Lesson 4

Vocabulary

A. Look at the pictures. Listen to your teacher and repeat the words.

<p>I i</p>  <p>ink</p>  <p>ice</p>	<p>J j</p>  <p>jungle</p>  <p>jackal</p>	<p>K k</p>  <p>kitten</p>  <p>kite</p>	<p>L l</p>  <p>lion</p>  <p>lemon</p>
--	--	--	--

B. Write one word for each letter. Remember to use them at the beginning of the word.

1. J j
2. K k
3. L l

C. Complete the words with suitable letters and use them in sentences

- 1- __ acket
- 2 - __ nk
- 3- __ uice
- 4 - __ lag
- 5- __ ite
- 6 - __ ouse
- 7- __ ce
- 8 - __ oal
- 9- __ irl
- 10 - __ am p

C. Make sentences for the following words.

Ice – ink – internet – lamp – key – kitten – lemon – lesson

Example:

We use ink for writing letter.

Unit 1

Lesson 4

Phonics

A. Listen to your teacher while naming the following pictures repeat and write their names.

1



2



3



4



5



6



7



8



9



10



B. Listen to your teacher while naming the following pictures and complete the words.

1. __ar



4. __lower



2. __irl



5. __air



3. __nvelope



6. __emon



Articles

Indefinite Articles	
dentist a bottle flower	A is used before a word beginning with a consonant letter.
egg an orange umbrella	An is used before a word beginning with a vowel letter.

Unit 1

Lesson 4

Memory game: Put a/ an or say its number + s.



Writing

Complete the sentences with the correct article or number.

- 1- I have _____ beautiful parrot.
- 2- She plays with _____ ball.
- 3- Jaweed wrote _____ letter to his father yesterday.
- 4- Khatera tries to buy _____ umbrella.
- 5- I eat _____ eggs every morning.

Speaking

What do you say when you meet

- someone for the first time?
- a teacher?
- a friend?

What do you say when you leave

- your house?
- the classroom?

Make conversation using the greeting you have learned.

Vocabulary

Unit 1

Nouns

Dentist
Dish
Engine
Forest
Frog
Garlic
Greeting
Hay
Jackal
Jungle
Kitten
Leaf/ leaves
Lemon
Lion
Object

Expression

Nice to meet you.

Verb

Remember

Adjectives

Beautiful
Intelligent
Interesting
Similar
Suitable

Unit 2

My Classroom

In this unit you are going to:

- name classroom objects.
- follow classroom instructions.
- read words and numbers.
- write words and numbers.











Unit 2

Lesson 1

Vocabulary

A. Look at the pictures. Listen to your teacher and repeat the words.

<p>M m</p>  <p>monkey</p>  <p>moon</p>	<p>N n</p>  <p>needle</p>  <p>nail</p>	<p>O o</p>  <p>olives</p>  <p>orange</p>	<p>P p</p>  <p>pepper</p>  <p>pigeon</p>
--	--	--	--

B. Write one word for each letter. Remember to use them at the beginning of the word.

1. M m
2. N n
3. O o
4. P p

C. Complete the words with suitable letters and use them in sentences.

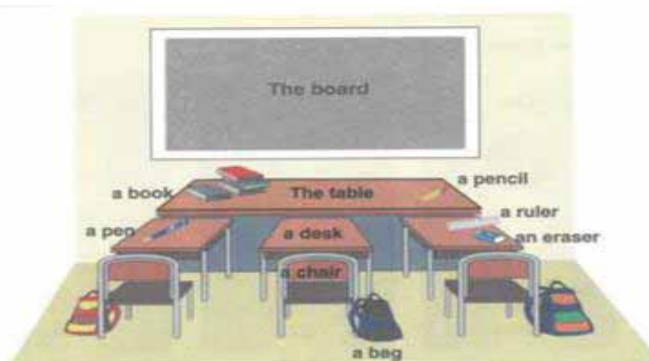
1. __age
2. __lag
3. __range
4. __ail
5. __oney
6. __est
7. __age
8. __oon

Unit 2

Lesson 1

Things in the classroom

Listen to your teacher repeat the words.



Conversation

Listen and practice.

Listen to your teacher while reading the conversation and then practice it with your partner.







Student: Sir, I need something to clean the board.

Teacher: Here you are. It's called an eraser.

Student: I also need pens for the board.

Teacher: We call them markers. They are in the boxes over there.

Grammar

Singular			Plural		
book	carrot	Mobile	books	carrots	mobiles
					

A. Give the plural form of:

lamp ant sock door ring dog dish

B. Give the singular form of:









watches brushes nails keys eggs flowers desks

Unit 2

Lesson 2

Vocabulary

A. Look at the pictures. Listen to your teacher and repeat the words.

Q q  quarter  quail	R r  robot  rabbit	S s  sandwich  soccer	T t  tomato  tiger
---	--	---	--

B. Write one word for each letter. Remember to use them at the beginning of the word.

1. Q q
2. R r
3. S s
4. T t

C. Complete the words with suitable letters and use them in sentences.

1. __ uarter
2. __ oom
3. __ ix
4. __ ree
5. __ en
6. __ uail
7. __ even
8. __ ock
9. __ omato

Unit 2

Lesson 2

Conversation

A. Listen and practice.

Listen to your teacher while reading the conversation and then practice it with your partner.

Teacher: Good morning students. Are you ready for the test?

Students: No, sorry teacher.

Teacher: Let's start. Nafisa, pick up three books. Take them to Allia.

Nafisa: Allia, these books are for you.

Teacher: Nargis, open the window near my table. Then close the door.




B. How many pens are on your desk?

How many books do you bring to school everyday?

Grammar


This / That – These / Those

This is a book. 




These are books. 



That is a bag. 



Those are bags. 



A. Complete with this / that or these / those.

1- _____ are glasses.

4. _____ is a tiger.

2- _____ is a bird.

5. _____ are flowers.

3- _____ a parrot.

6. _____ is a lion.

B. Look at the pictures and complete the sentences with this / that or these / those.

1- _____ are bags. 



2- _____ is an orange. 



3- _____ are books. 



4- _____ are flowers. 



5- _____ are camels. 



6- _____ is a bird. 









C. In pairs: Ask about things in your classroom.

Unit 2

Lesson 3

Grammar

A. Look at the pictures. Listen to your teacher and repeat the words.

<p>U u</p>  <p>umbrella</p>	<p>V v</p>  <p>vase</p>	<p>W w</p>  <p>watch</p>	<p>X x</p>  <p>x - ray</p>
<p>Y y</p>  <p>yak</p>	<p>Z z</p>  <p>zip</p>		

B. Write one word for each letter. Remember to use them at the beginning of the word.

- 1- U u
- 2- V v
- 3- W w
- 4- X x
- 5- Y y
- 6- Z z

C. Complete the words with suitable letters and use them in sentences.

- | | |
|------------|-------------|
| 1- __oo | 7- __omen |
| 2- __ak | 8- __ebra |
| 3- __indow | 9- __ou |
| 4- __an | 10- __other |
| 5- __ase | 11- __ellow |
| 6- __ather | 12- __ag |

Unit 2

Lesson 3

Classroom instructions

A. Listen and practice.


Listen to your teacher while reading the following instructions and then practice them with your partner.



1. Open your book. 2. Turn to page 9. 3. Look at the picture.



4. Close your book. 5. Pick up your pen 6. Put down your pen.



7. Listen to the cassette. 8. Sit down.



Listening

10. Don't sit down. 9. Stand up.

Listen to your teacher while reading the following instructions and match them to the correct pictures.

Close your book.

Stand up.

Open your book.

Listen to the cassette.



Unit 2

Lesson 4


Phonics

A. Listen to your teacher, look at the pictures and complete the words with the correct letter.

1. ___ ing



4. ___ en



2. ___ ray



5. ___ ebra



3. ___ abbage



6. ___ en







Grammar Summary

Nouns: Singular and Plural

Singular	Plural
a book	books
a key	keys
a brush	brushes
a knife	knives
a watch	watches

Demonstrative Pronouns

Singular	This is a book. 	That is a book. 
Plural	These are books. 	Those are books. 

Unit 2

Lesson 4

Open the door, please.
Please, open the door.

Say please to
be polite

A. Write the plural of the following words and then make sentences for the plural forms.

1- Book _____ 3. ruler _____ 5. desk

2- Box _____ 4. eraser _____ 6. table


Vocabulary


Can you fill the puzzle with the name of the giving pictures below?


Down


Across


		1					3
	2						
4				5			
6							
					8		
			7				
					9		


1 


2 


3 


4 

5 

6 

7 

8 

9 

Vocabulary

Unit 2

Nouns

Bird
Brush
Cabbage
Camel
Marker
Monkey
Nail
Needle
Olive
Pepper
Pigeon
Robot
Puzzle
Parrot
Quarter
Rabbit
Ring
Sandwich
Soccer
Socks
Test
Tiger
Zip

Verbs

Cleaning
Listen
Need
Pick up
Put/ down
Sit/ down
Stand/ up
Test
Turn

Adjectives

Clean
Polite
Ready

Indefinite pronoun

Something

Question word

How many

Expressions

Here you are.
Sorry!

Unit 3

My School

In this unit you are going to:

- **talk about your school subjects, location and occupation.**
- **talk about things you do at school.**
- **read the problems and say the numbers.**



Unit 3

Lesson 1

At School



- Name some of the things you can see in these pictures.

Conversation

Listen and practice.

A. Listen to your teacher while reading the conversation and then practice it with your partner.

Amina: Do you like your new school,
Asifa?

Asifa: Yes, it's really nice. There is a
big playground and a nice
cafeteria where you can buy
tasty hamburger.

Amina: What about the classrooms?

Asifa: They are all right. But I like the
library. Every week our teacher takes us there to read.

Amina: That is great! I wish I could attend there.



B. What is your favorite place at school?

Unit 3

Lesson 1

Vocabulary

A. Listen to your teacher and repeat the verbs.



roar



think



play



run



fly

B. Choose the correct verbs.

1. Nader often (plays – thinks) while he is studying.
2. The horses usually (run – stop) when it sees the enemies.
3. He (reads – plays) in a cricket team.
4. The eagles (fly – run) over the mountains.
5. Lions usually (run – roar) at night.

Speaking

In pairs: Ask and answer questions about a friend.

A: Is _____ at home?

B: No, he / she isn't.

A: Where is he / she?

B: He / she is in the _____?

Problems

A. Addition, subtraction, multiplication and division. listen to your teacher while reading the following problems and repeat.

$$\begin{array}{r} 1. \quad 220 \\ + 110 \\ \hline 330 \end{array}$$

$$\begin{array}{r} 2. \quad 668 \\ - 558 \\ \hline 110 \end{array}$$

$$\begin{array}{r} 3. \quad \quad 6 \\ 110 \overline{)660} \end{array}$$

$$\begin{array}{r} 4. \quad 70 \\ \times 6 \\ \hline 490 \end{array}$$

$$\begin{array}{r} 5. \quad 88 \\ - 77 \\ \hline 11 \end{array}$$

$$\begin{array}{r} 6. \quad \quad 10 \\ 55 \overline{)550} \end{array}$$

$$\begin{array}{r} 7. \quad 55 \\ \times 5 \\ \hline 275 \end{array}$$

$$\begin{array}{r} 8. \quad 68 \\ + 44 \\ \hline 112 \end{array}$$

B. Say each problem.

$$\begin{array}{r} 1. \quad 94 \\ + 11 \\ \hline 105 \end{array}$$

$$\begin{array}{r} 2. \quad 86 \\ - 42 \\ \hline 44 \end{array}$$

$$\begin{array}{r} 3. \quad \quad 11 \\ 70 \overline{)770} \end{array}$$

$$\begin{array}{r} 4. \quad 88 \\ \times 6 \\ \hline 528 \end{array}$$

Unit 3

Lesson 2

Vocabulary

A. Learn the names of these school subjects.



Pashto



English



Math



Biology



Ethic



Islamic studies



History



Dari



Geography



Art

B. – Describe what the above subjects are about.

– What is your favorite subject? Why?

Listening

Listen to your classmates talking about their favorite subjects. Write their names; favorite subjects and what are the subjects about.

Students name	Favorite Subject	What is it about?
Hassan	Math	It is about counting and problems.

Unit 3

Lesson 2

Conversation

A. Listen and practice.

Listen to your teacher while reading the conversation and then practice it with your partner.

Head Master: Mr. Nawab, let me introduce you to some of our school staff.
This is Mr. Naim. He is principal of our school.

Director: Welcome to our school. We have nineteen other teachers in our school. Meet Nemat and Farid

Mr. Nawab: Nice to meet you. What do you teach?

Mr. Nemat: We are English teachers.

Mr. Nawab: What about those teachers?

Mr. Nemat: They teach geography and history.

Mr. Nawab: And one more questions. Is there any chemistry teacher?

Mr. Nemat: Yes, the man who is in black coat and gray trouser teaches chemistry. What about you?

Mr. Nawab: I teach chemistry, too. Oh the new term started. Nice meeting you.

Mr. Nemat: Nice to meet you, too.

B. Do you think teaching is an interesting job? Why?

Grammar

Verb "Be"

I **am** a teacher.

You **are** a student.

Taher **is** head master of our school.

Shabnam and Mariam **are** friends.

I'**m** a teacher.

You'**re** a student.

Taher'**s** head master of our school.

They'**re** friends.

Complete the sentences with the correct form of "Be".

1. She _____ a baker.
2. You _____ an intelligent student in our class.
3. Noor Ahmad and I _____ good friends.
4. They _____ our teachers.
5. Toor Gul and Sheer Hussan _____ brothers.

Unit 3

Lesson 3

Conversation

A. Listen and practice.

Listen to your teacher while reading the conversation and then practice it with your partner.

Ajmal: Excuse me, could you help me to find a few places in the school?

Student: Sure. I will try to.

Ajmal: Where is the principal's office?

Student: It is over there straight ahead.

Ajmal: And where is the library?

Student: It is near the school building. Are you a new student?

Ajmal: Yes, I am. My name is Ajmal.

Student: Nice to meet you Ajmal, my name is Ghulam Rasool.

Ajmal: Nice to meet you too, Ghulam Rasool, and thanks for your help.

Student: You are welcome.

B. Is it important to help people? Why?

Grammar

Verb "Be"		
Affirmative		Negative
Is he a student?	Yes, he is.	Is it your knife? No, it is not.
Is it your dog?	Yes, it is.	Are you a student? No, I am not.
Are they new students?	Yes, they are.	Is she your mother? No, she is not.
Are you a teacher?	Yes, I am.	Is he your brother? No, he is not.

A. Complete the questions with the correct form of "Be" and give short answers.

- _____ that your class?
- _____ they his pens?
- _____ she your teacher?
- _____ he an intelligent boy?
- _____ they your parents?

B. In groups: Choose an object and hide it. Let your classmate guess it.

A: Is it a book?

B: No, it is not.

A: Is it an eraser?

B: Yes, it is.

Unit 3

Lesson 3

Problems

A. Solve the following problems in your notebook and then read them aloud.

$$\begin{array}{r} 25 \\ + 36 \\ \hline \end{array} \quad \begin{array}{r} 100 \\ - 50 \\ \hline \end{array} \quad \begin{array}{r} 3 \\ \times 8 \\ \hline 18 \end{array}$$

B. Say the number, then write the number that comes after it.

1. nineteen, _____
2. one hundred, _____
3. sixty, _____
4. eighty – eight, _____
5. forty – five, _____
6. fifty – eight, _____

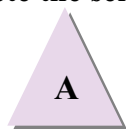
C. Answer the following questions.

1. What number comes after ninety – nine?
2. What number comes before seventy five?
3. How many brothers and sisters do you have?
4. How many books do you have?

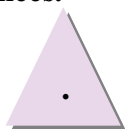
Writing

Capitalization and Punctuation

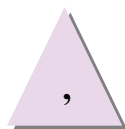
Complete the sentences.




Capital



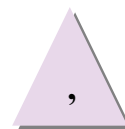
Full stop



Comma



Question mark



Apostrophe

1. she ___ our Biology teacher _____
2. we ___re friends _____
3. is he a teacher _____
4. yes he is _____
5. you ___ intelligent boys _____
6. ___ they students _____
7. it ___ a dog _____
8. we ___re Afghans _____
9. karim's book is old _____

Unit 3

Lesson 4

Phonics


C sound

Rule

Soft C	Hard C
C = s e, i, y	C = k a, o, u

C is for circle  and cell phone 

and

C is for cake. 

When the letter **C** is followed by the vowel **e, i, or y**, it usually gives the soft **c** sound.

When the letter **C** is followed by the vowels **a, o or u**, it usually gives the hard **C** sound.

A. Read the sentences. Underline the word that has soft C sound and circle the word that has hard C sound.

1. The cell phone which I am using is made in Japan.
2. We have a car.
3. The ceiling of our class is white.
4. Kabul city is very crowded.
5. Is the cake delicious?
6. We bought a red carpet.
7. He is from Cuba.



B. Make sentences for the given words below and say whether the word is soft c or hard c.

Cell, call, coat, cook, cent, camera, cute, city, class, crowded, clean

1. _____.
2. _____.
3. _____.
4. _____.
5. _____.
6. _____.
7. _____.
8. _____.

Unit 3

Lesson 4

Grammar Summary

Verb "Be"

I	am	(not)	an intelligent student.
He, She	is		
You, They We	are		my classmates. classmates.

Yes / No Questions + Be

Is	this	a	knife?
	it		
Are	you		a doctor?
	these	tigers ?	

Short answers

Yes, it is.
No, it is not.
No, I am not.
No, they are not.

Complete the sentences with the correct form of "Be".

- _____ we students? No, we _____ not.
- She _____ a nurse.
- _____ I your friend? Yes, you _____.
- It _____ her ribbon.
- _____ he a driver? No, he _____ not.

Writing

Rearrange the following sentences.

- a/ he/ doctor/ Is/?
- students/ are/ they/.
- and/ I/ Wazir Gul/ students/ are/.
- teacher/ Is/ she/ a/ ?
- class/ grade 7/ It/ is/ .



Speaking

In groups: You want to go to a new school. Which school would you like to go? Why?

Vocabulary

Unit 3

Nouns

Addition
Animal
Apostrophe
Art
Baker
Biology
Cafeteria
Camera
Capitalization
Carpet
Carrot
Ceiling
Cell phone
Cent
Circle
City
Comma
Cheetah
Chemistry
Coat
Cook
Cricket
Division
Doctor
Driver
Enemy
Full stop
Geography
Grade
Hamburger
Head master
History
Library
Life skill
Listening
Office

Location
Math
Mountain
Multiplication
Nurse
Occupation
Place
Playground
Practice
Principal
Problem
Punctuation
Question mark
Reading
Ribbon
Speaking

Verbs

Answer
Attend
Choose
Call
Circle
Cook
Describe
Find
Fly
Follow
Guess
Help
Hide
Learn
Locate
Practice
Rearrange
Roar
Run
Solve
Start
Teach
Underline
Think
Wish

Adjectives

Black
Capital
Crowded
Cute
Delicious
Favorite
Few
Gray
Hard
New
Nice
Out loud
Problem
Red
Short
Soft
Tasty
Wild
White

Preposition

Behind

Expression

You are welcome.

Adverbs

Really
Too

Unit 4

Review

Unit 4

Lesson 1

Speaking

Can you describe the pictures?
Ask and answer about the pictures?

Student A:

How many tomatoes are there in the picture 2?

Student B:

There are three.



Listening

A. Listen to your teacher telling you the phone numbers and write them in your notebooks.



B. Listen to your classmates talking about their families. Complete the table.

My name is Farhad my father name is Qadeem. My father is a doctor. I have three brothers and four sisters. They are students.

Name	Father's name	Number of brothers	Number of sisters	Father's job	Brother's job
Farhad	Qadeem	3	4	Doctor	Student

Unit 4

Lesson 1

Vocabulary

Look and find

Can you find these words from the puzzle?

run climb raise pull bend

stretch

c b k e c b (r u n) l i j

m a e n o m l t a e p u

skip

s p i r m r k o p z u m

t e c l i m b n e m s p

walk

r c r s u s m v a l j v

e e b o r a i s e f y e

push

t d v l w s c m p e l k

c z s f a i s d e m h f

h b k q l p p u l l j r

jump

r a i i k u y e c c f l

o n p x d s a f i k e g

n c v m e h a b e n d j

Grammar

A. Complete the sentences with correct article a or an.

1. We have _____ clean classroom.
2. _____ intelligent student came to our class.
3. They bought _____ kilo of apples last night.
4. His parrot has _____ beautiful color.
5. He has _____ airplane.

B. Complete the conversation with suitable words.

Mr. Rahim: Good morning, Boys.

Students: _____ Mr. _____.

Mr. Rahim: How _____ you?

Students: Fine thanks _____ and _____?

Mr. Rahim: Thank you. Rahmat! _____ this your pen?

Rahmat: No, it _____ not. It is Yaqoob's pen.

Mr. Rahim: Where is _____?

Rahmat: He _____ in the library.

Unit 4

Lesson 2

Reading

A. Read these descriptions and then match them to the correct pictures.

1.

The ocean is the huge area of salted water that covers most of the Earth's surface.

2.

A desert is a dry place where it hardly ever rains. Many deserts are made of sand but others are covered in stones and rocks.

3.

A building is a place made by men that has wall and a roof. There are lots of different types of buildings.

4.

A river is a large stream of fresh water that flows into another river, a lake, or the ocean.

5.

A city is a place where lot of people live and work. Each country has a capital city where the President Palace and Ministries are located.

6.

A mountain is part of the earth that rises up very high from the land around it. Most mountains are found in long lines called ranges.

a.



b.



c.



d.



e.



f.



Unit 4

Lesson 2

Classroom Instruction

A. Write an instruction for each picture.

1. Read aloud.
2. _____
3. _____
4. _____
5. _____
6. _____



B. Write two more instructions from your own and do what your partner says.

Speaking

In pairs ask and answer questions with **This, These, That, Those** and **What**.

- What is this?
Is this your book?

Writing

Punctuation

Rewrite the following sentences and capitalize and punctuate them.

1. she is writing a letter
2. are they your friends
3. yes they are
4. what are these
5. my name is jamal
6. his father is an engineer
7. how are you
8. fine thank you and you
9. where is the principal's office

Unit 4

Lesson 3

Speaking

Spelling

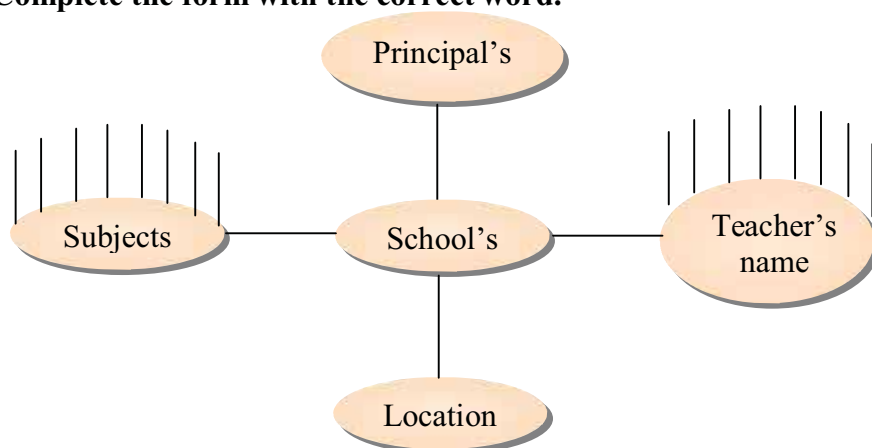
In pairs: One of your classmates says a word, second student spells it.

How do you spell English?

E - n - g - l - i - s - h

Vocabulary

A. Complete the form with the correct word.



B. Use the above form to complete the sentences.

1. How many subjects do you have in class?
We have _____ subjects.
2. Our English teacher is _____?
3. Our school is located in _____.
4. Who is the principal of your school?
_____ is our principal.
5. What is your school's name?
My school's name is _____.
6. Who teach you geography?
_____ teaches us geography.
7. What is your favorite subject?
My favorite subject is _____.
8. Which teachers do you like the most?
I like _____ teacher.

Unit 4

Lesson 3

Listening

Listen to your teacher while reading the following words and circle the word which does not belong to the group.

1. one, two, five, rug.
2. is, am, are, do.
3. teapot, saucer, cup, stove.
4. white, black, green, flower.
5. car, van, truck, dishes.
6. table, chair, desk, teacher.

Writing

A. Write the following numbers in words.

1 _____ 2 _____ 3 _____ 4 _____

10 _____ 20 _____ 45 _____ 90 _____

100 _____ 500 _____ 1000 _____

5000 _____

⌈

B. Capitalize and punctuate the following sentences.

1. there is a zoo in kabul
2. where is your school
3. are there any boys in your class
4. what do you do
5. i am a student
6. what is your name
7. are you a student yes i am

Writing

Dear teacher please say some sentences as a dictation and check them.

Unit 4

Lesson 4

Phonics

A. Listen to your teacher while saying the name of the following pictures and circle the correct one.



Tree

Goose

Sea

Lion

Car

Pigeon

Well

Tiger

Flower

Eagle

River

Jackal



Television

Apple

Mosque

Flag

Computer

Orange

Home

Shirt

Radio

Pear

School

Computer

B. Choose four consonant letters and make as many words as you can for each letter. For example (S)

Succor, sugar, sauce, sandwich, school, shoes.

Vocabulary

Unit 4

Nouns

Air
Airplane
Area
Building
Color
Desert
Earth
Flag
Food
Goose
Instruction
Lake
Land
Man/ men
Ministry
Mosque
Ocean
Palace
Part
Phonic
Plant
President
Rain
Range
Review
River
Rug
Sand
Sauce
Saucer
Sea
Shirt
Snow
Space
Steam

Stove
Sugar
Summer
Surface
Teapot
Type
Wall
Zoo

Preposition

From

Verbs

Become
Bend
Climb
Complete
Cover
Divide
Flow
Jump
Live
Pull
Push
Raise
Review
Rise
Skip
Stretch
Walk
Work
Worship

Adjectives

Blue
Cold
Different
Dry
Fresh
High
Huge
Important
Large
Long
Main
Most
Popular
Salted
Top

Adverbs

Even
Hardly ever
Very

Conjunction

Because

Unit 5

My Family

In this unit you are going to:

- talk about your family.
- name some jobs.
- use Mr. and Mrs.
- write questions.



Unit 5

Lesson 1

Discussion

- How many people are there in your family?
- How many brothers and sisters do you have?

Conversation

A. Listen and practice.

Listen to your teacher while reading the conversation and then practice it with your partner.

Latif: Look at that boy over there.
 Samim: Who is he?
 Latif: He is my brother, he is thirteen years old.
 Samim: What is his name?
 Latif: His name is Ehsan.
 Samim: Who are those boys with him?
 Latif: They are my cousins, Mirwais, Abdullah and Noor Ahmad.
 Samim: What do they do?
 Latif: They are students.
 Samim: What does your uncle do?
 Latif: He is a pilot.
 Samim: That is great.



B. Why having of a big family and relatives is a blessing?

Grammar

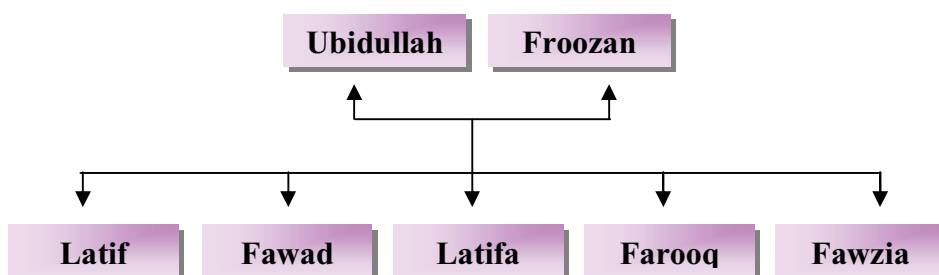
Possessive nouns

Latif has a brother.	Latif's brother is a student.
Shafiqah had a doll.	Shafiqah's doll was beautiful.
Zainab has a pen.	Zainab's pen is red.
Toor Gul has a shop.	Toor Gul's shop is crowded.
Saleem has a patient.	Salim's patient is poor.
Noor zia has a hospital.	Noor zia's hospital is clean.
My father has a factory.	My father's factory produces steel.
Her mother has a brother.	Her mother's brother is a teacher
Their brother has a building.	Their brother's building is dirty.
Our aunt has a garden.	Our aunt's garden is green.

Unit 5

Lesson 1

Look at Latif's family tree and complete the sentences with the correct possessive nouns.



Obidullah is Latif's father.

Froozan is _____ wife.

Obidullah is _____ husband.

Fawzia and Latifa are _____ sisters.

Farooq, Fawad and Latif are _____ brothers.

Farooq, Fawad and Latif are _____ sons.

Fawzia is _____ daughter.

Obidullah and Froozan are _____ parents.

Latif is _____ elder brother.

Froozan is _____ mother.

Obidullah is _____ father.

Speaking

In pairs: Ask and answer questions about your partner's family.

How many brothers
do you have?

I have two brothers.

What are their
names?

Their names are
Ramin and Farhad.

Unit 5

Lesson 2

Conversation

A. Listen and practice.

Listen to your teacher while reading the conversation and then practice it with your partner.

Arif, this is my brother, Nasim.

Nice to meet you, too Mr. Arif.

Glad to meet you Mr. Nasim.

Pleased to meet you, too

Masomah, this is my sister, Friba.

Pleased to meet you Friba.

B. Why it is important to introduce people to each other?

Grammar

Subject Pronouns	Possessive Adjectives
I have a computer.	My brother works in a hospital.
You have a television.	Your father is a pilot.
He has a factory.	His sons are computer operators.
She has a beautiful doll.	Her job is interesting.
It has a chain.	Its chain is not tight.
We have a busy family.	Our family is busy.
You have an intelligent daughter.	Your daughter is very intelligent.
They have a CD player.	Their CD player is made in Japan.

A. Complete the sentences with suitable possessive adjectives.

1. I have a shop in Kabul. _____ is big.
2. He has a nice dog. _____ dog is very smart.
3. She is a teacher in Habibia high school. _____ school is far away from _____ home.
4. Shamsia and Nadia work for the Ministry of Communication. _____ office is very crowded.
5. It has a beautiful color. _____ color is yellow.

Unit 5

Lesson 2

B. Complete the sentences with suitable Subject Pronoun.

1. _____ work for and international company. My office is on fourth floor.
2. _____ is an intelligent student.
3. Where is _____ from?
4. _____ is an engineer. His office is in Helmand province.
5. Are _____ a student? Which class do you study?

C. In pairs: Tell each other about yourself and your family.

Reading

My Family By Nasim Zahiree

My family is very busy. We all work very hard. My father is an engineer. He works for the Ministry of Education. He makes schools and other offices for their Ministry. My mother is a doctor. She works in Ibni Sina hospital. After the hospital she goes to her own clinic and checks her patients there, too. My sisters are students at Asif Maiel High school in the morning and in the afternoon they go to English and computer courses. My small brothers are students and my elder brother is a pilot. He works for Ariana Airways.



I go to school, and after school I work in an embroidery shop. I work up to late in the shop then I leave my work and go to the computer course.

I don't work on Fridays because it is a holiday. I go to mosque with my brothers to perform Juma's prayer and listen to Imam's preaching to know more about Islam. I play soccer with my friends and sometimes I go to picnic with my family.

B. Answer each question with a complete sentence.

1. Who is an engineer?
2. Who works in a hospital?
3. What does Nasim do after school?
4. Where do his sisters go in the afternoon?
5. What does his elder brother do?
6. Which course does Nasim go in the night?
7. Why he does not work on Fridays?
8. Where does he go for performing prayer?

Unit 5

Lesson 3

Conversation

- What is your family name?
- How many people are there in your family?
- Why it is important to have a last name?

Listen and practice.

Listen to your teacher while reading the conversation and then practice it with your partner.

Nazifah: Who are they in the picture, Nadiah?

Nadiah: This is my father who died two year ago.

Nazifah: God forgive him.

Nadiah: He was very kind and he always tried to keep us happy.

Nazifah: And who are these people?

Nadiah: They are my uncles. This is uncle Taher, he is a doctor and that is uncle Naim, he is a gardener in the University.

Nazifah: Who is this woman?

Nadiah: She is my aunt. She is a teacher and that is my grandmother Salimah.

Nazifah: She looks really young. How old is she?

Nadiah: She is only 55 years old and she is a doctor.

Nazifah: Your family is really great!

Nadiah: Thanks.



Grammar

Questions with Who/ What/ How

Who is your English teacher?	Shah Gul is our English teacher.
Who is the girl in the black dress?	She is Nahid.
How tall is your brother?	He is 1.80 cm tall.
How wide is your class?	It is 5 m wide.
What is she doing in the classroom?	She is setting the chairs.
What is your name?	My name is Ghulam Ali.

Complete the sentences with Who, What and How.

1. _____ is your name?
2. _____ old are you?
3. _____ is on the table?
4. _____ is your math teacher?

Unit 5


Lesson 3

5. _____ old is your uncle?
6. _____ is she reading?
7. _____ is your brother job?
8. _____ is the man in front of the class?
9. _____ is in your bag?
10. Can you tell me _____ time is it?
11. _____ old are you?

Vocabulary

Match the occupations to their pictures. Number them.

1. pilot
2. shepherd
3. police
4. teacher
5. students
6. shopkeeper
7. carpenter
8. doctor
9. mechanic
10. waiter



Speaking

In groups: Ask your partners about their families' members and complete the table.

	Grandfather	Father	Uncle	Brother(s)
Name				
Age				
Job				
Place of birth				

Unit 5

Lesson 4

Phonics

G sound

G is for fridge



and

G is for glass.



Rule	
Soft G	Hard G
G = J	G = G
e i y	a o u

When the letter **G** is followed by the vowel **e**, **i**, or **y**, it usually gives the soft **G** sound.


When the letter **G** is followed by the vowels **a**, **o** or **u**, it usually gives the hard **G** sound.

A. Listen to your teacher while reading the following words, circle the words that give soft “g = j” and underline the words that give a hard sound “g = g”.

refrigerator	global	game	guide	guard
glasses	goal	geography	giraffe	gardener
glue	gist	garlic	goat	gulf

B. Read the sentences and underline the words that have soft “g” sound.

1. We use refrigerator to keep our fruits and vegetables fresh.
2. The girl who is standing in front of the door is my small sister.
3. The tallest animal in the jungle is giraffe.
4. Afghan’s national team scored two goals.
5. People use glasses while they are riding motorbike.
6. My favorite subjects are history and geography.
7. Do you know what glue is for?
8. Why do you chew Gum?
9. We get milk from goat.
10. What is the responsibility of a gardener?



Unit 5

Lesson 4

Grammar Summary

Possessive Adjectives

This	Is	my your his her their our	classroom.
Their My Your Our His Her	father	is	an engineer.
Its	cage	is	dirty.

Possessive Nouns

Noorzia's	mother	is	a doctor.
They	are	Sousan's	friends.

Questions with Who/ What/ How

Who		is	your teacher?
		are	the man in front of the class?
			you?
How	old	is	your father?
	tall		Farid?
	wide		our classroom?
What		is	on the desk?
		are	these?

A. Complete the sentences with possessive adjective of my, our, their, his, its.

- The teacher' has a nice suit. _____ color is green.
- _____ father is a travel agent for Ariana Airline.
- How far is _____ school?
- _____ name is Tariq.
- We have a big house. _____ house is white.

B. Complete the sentences with question words, who, how and what.

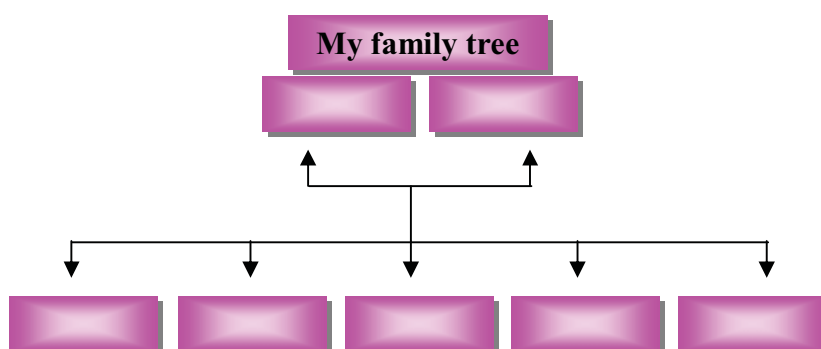
- _____ is she?
- _____ long is the Amu River?
- _____ is your Dari teacher's name?

Unit 5

Lesson 4

Speaking

In groups: Draw your family tree in a piece of paper. Describe it to your group and they will ask you questions about your family.



Listening

Listen to your teacher describing his/ her family and complete the table.

Name	Relation	Age	Job	Like	Dislike

Writing

Write a paragraph about your family.

Vocabulary

Unit 5

Nouns

Age
Airline
Aunt
Butcher
Cage
CD player
Chain
Clinic
Company
Dress
Doll
Education
Factory
Family tree
Floor
Fridge
Fruit
Game
Gardener
Giraffe
Global
Glue
Goal
Grandfather
Group
Guard
Gulf
Gum
Holiday
Hospital
House
Job
Motorbike
Paper

Paragraph
Patient
Peace
Picnic
Pilot
Relation
Score
Shop
Sick
Team
Tourist
Tourist office
Travel agent
Uncle
University
Vegetable

Verbs

Ask
Check
Chew
Die
Dislike
Draw
Forgive
Guide
Keep
Like
Make
Ride
Score
Tell
Tight
Try
Use
Gain
Travel

Adjectives

Big
Blessing
Busy
Dirty
Great
International
National
Old
Relative
Responsibility
Sick
Small
Tall
Wide
Yellow

Preposition

In front of

Unit 6

My House

In this unit you are going to:

- name rooms in your house.
- describe your house
- talk about things you do at house.
- say where things are.
- read a short paragraph.



Unit 6

Lesson 1

My house

- How many rooms are there in your house?
- How many bedrooms does it have?
- Does it have a living room?
- Do you know any tribe that lives in tents?
- Do you think of having separate bedroom is important? Why?



Conversation

Listen and practice.

Listen to your teacher while reading the conversation and then practice it with your partner.

Booman: Hi, Munir. You look very happy today.

Munir: Do you know my father bought a new house in the city.

Booman: Wow! That is wonderful. What is it like?

Munir: It is big. There are four bedrooms upstairs with two bathrooms.

Booman: How about down stairs?

Munir: In down stairs, there is a living room, a bedroom, a kitchen, a dinning room and a bathroom.

Booman: Now how do you want to live?

Munir: I asked my father to give me a room upstairs, because I want to have my own room and set all my things there. Beside, I decided to make a shelf for my books.

Booman: How about the yard?

Munir: It has a beautiful garden with a swimming pool. And also there is a gym next to our house.

Booman: When will you take me there?

Munir: How about tonight?

Booman: That sounds great. Let me ask my father and I will call you in the afternoon.

Munir: Ok, bye. I am waiting for your call.

Booman: Ok, bye.



Unit 6

Lesson 1

Grammar

There + Be / Statements

There are two bathrooms in down stairs.

There is a gym next to the house.

There are five bedrooms in upstairs.

There are 30 students in our class.

There is a pool in the yard.

There are ten trees in the garden.

A. Complete the sentences with (there is or there are).

- _____ a cake in your bag.
- _____ seven cakes in your bags.
- _____ 39 pupils in this class.
- Teacher said, _____ a desk for each student.
- _____ a cat in my room.
- _____ two cars in the garage.

Yes / No Questions

Is there a bath room in downstairs?

Is there a gym next to the house?

Are there five bedrooms in upstairs?

Are there 30 students in our class?

Is there a pool in the yard?

Are there ten trees in the yard?

Short answer

Yes, **there is**.

Yes, **there is**.

Yes, **there are**.

No, **there are not**.

Yes, **there is**.

No, **there are not**.

B. Complete the sentences with (is here or are there).


- _____ 30 students in the play ground?
- _____ a book on the table?
- How many books _____ on the table?
- _____ a boy in front of the class?
- _____ a ruler in the shelf?
- _____ guests in the wedding party?
- How many girls and boys _____ in the birthday party?
- _____ a pool in the yard?
- _____ a dining room in the house? Yes, there is.
- _____ four people in our family?

Unit 6

Lesson 2

Vocabulary

A. Where can you find these things?



**B. Is there a refrigerator in your kitchen?
Do you have a couch in your living room?**

Listening

**Listen to your classmate describing his/ her bedroom and living room.
Tick (✓) the items he/ she has.**

Living room	Yes	No
Bed		
Table		
Couch		
Telephone		
Television		
Lamp		
Book shelf		
Cassette player		
CD player		

Conversation

Listen and practice.

Listen to your teacher while reading the conversation and then practice it with your partner.

Fatimah: Your house is very nice.

Fawzia: Thanks, but it is far away from my school.

Fatimah: Oh Really! How do you get to school on time?

Fawzia: I get up very early in the morning. Indeed I wake up at 4:00 a.m.

Fatimah: How about the night? Do you go to bed early, too?

Fawzia: I try to go to bed early, but sometimes I really can't, because I have to finish my homework at night.

Fatimah: And when do you study your lessons?

Fawzia: I usually study in the afternoon.

Unit 6

Lesson 2

Grammar

Simple Present Tense

You walk to school.

We go to bed late at night.

They do their homework in the afternoon.

He writes in the notebook.

The baby drinks milk.

The dog runs after the boys.

A. Complete the sentences by choosing the correct form of the verb.

1. I (plays – play) tennis every Friday.
2. She (cooks – cook) dinner.
3. They (eat – eats) fruits after every meal.
4. He (like – likes) playing football.
5. We (pray – prays) five times a day.
6. You (love – loves) working hard.

B. In pairs: Ask and answer the following questions.

- Where do you live?
- What is your favorite subject?
- What food do you like?
- What time do you sleep?
- How do you go to school?
- Do you watch TV every night?

Reading

Read the paragraph that Mr. Zahir wrote about their house and answer the questions.

We have a beautiful modern house in suburb of the city. It has three bedrooms, a living room, and a kitchen. Also, there are three bathrooms, two with the bedrooms and one in the living room.

In the living room, there is a big Afghan red carpet on the floor with beautiful sofa and armchairs. There is a TV set and a radio set for listening the everyday's news. In the dining room there is a long table with eight chairs around it. In the kitchen, there is a stove, a fridge, a sink for washing dishes and cupboards.

Our house has a beautiful garden too. There is a big lawn with trees and flowers around it. Our children like to play in the garden. We are very happy in our house. We try to keep our house neat and clean



1. Where is the house?
2. Are there four bedrooms?
3. Is there a lawn in the middle of the garden?
4. Is there a TV in the living room?
5. Are we happy in our house?
6. Do you keep your house neat and clean? Why?

Unit 6

Lesson 3

Conversation

A. Listen and practice.

Listen to your teacher while reading the conversation and then practice it with your partner.

Nawab: Are you going to Zahir's house in the afternoon?

Mohib: Of course! But I don't know his exact address.

Nawab: It is on Dasht e Barchi Street in front of Asif Mail high school.

Mohib: Is it across from the grocery market?

Nawab: Yes, it is next to the mosque. If you can't find it ask the grocery market owner. He will show you his house.

Mohib: Thanks. See you in the afternoon.

Nawab: You're welcome.

B. If someone asks you for direction? Can you give him/ her proper direction?

Vocabulary

A. Listen and repeat the names of the following pictures after your teacher.

grocery store



mosque



airport



garage



hotel



B. Match the words to their definitions.

What is a _____? It is a place where you _____

- | | |
|------------------|--|
| 1. grocery store | a. can fly to other provinces or fly to foreign countries. |
| 2. hotel | b. can eat breakfast, lunch or dinner. |
| 3. garage | c. can fix your car. |
| 4. mosque | d. pray. |
| 5. airport | e. can buy food or other necessities. |

C. In pairs: practice the above sentences with your partner.

Unit 6

Lesson 3

Grammar

Prepositions

between	near	next to	opposite	behind	in front of
					

Look at the pictures, read the sentences and check true or false.



- 1. The green apples are in front of the potato.
- 2. The motorbike is behind the car.
- 3. The girl is next to the boy.
- 4. The potato is near the tomato.
- 5. The computer is between the cassette players.
- 6. The school is opposite of the building.

Speaking

In pairs: Guess the positions of the things.

Student A: where is the car?

Student B: It is _____.

Student A: where is the potato?

Student B: It is _____.

Student A: Where is the cassette player?

Student B: It is _____.

Student A: Where is the boy?

Student B: He is _____.

Unit 6

Lesson 4

Phonics

Short "a" sound

Short 'a' sounds like the first sound in apple.

It also sounds like the 'a' in ant.

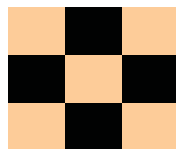



Rule

If a word has only one vowel the vowel sound is usually short.

A. Listen to your teacher and repeat the words chorally.

hat man bag wall small doll car



B. Read the following sentences and underline the word where it has short 'a' sound.

- The woman who is teaching English is my aunt.
- My father bought a car last week.
- We wash our faces and hands every morning.
- When someone misses the exam he looks very sad.
- People use fan during the summer.
- Fish has very soft meat.

Grammar Summary

There + Be

There is	a cat on the floor.
There is	a window on the wall.
There's	a car in front of the door.
There are	five cats on the floor.
There are	three windows on the wall.
There are	five new students in our class.

Unit 6

Lesson 4

Yes / No Questions with There + Be

Is	there	a library near your house?
		a jungle in Kabul?
		a zoo in Helmand?
		an intelligent student in your class?
Are		book stores around here?
		seven teachers in our school?
		two garages in your house?

Short answers

Yes, there's.
No, there isn't
Yes, there are
No, there aren't.

Simple Present Tense: Affirmative statements

He, She	teaches	us English.
Taher/ Nagina		
Faisal	walks	to school.
You, We, They	play	soccer every Saturday
The boys	watch	TV every night.
The dog	runs	after the birds

Prepositions

between	near	next to	opposite	behind	in front of
					

Complete the sentences with correct prepositions.

1. The spoon is _____ to the plate.



2. The egg is _____ the pear.



3. The pencil is _____ the pens.



4. The teacher is _____ the class.



5. The teacher is _____ the students.



6. The book is _____ the pen.



Unit 6

Lesson 4

Writing

Rewrite the paragraph and choose the correct verb to complete it.

Friday is the day that all my family is at home. Everyone tries to keep him / her busy. My father (work – works) in the garden. My mom (cooks – cook) our favorite food. My elder brother and I (help – helps) our father in watering of the garden. Nawid, who is smaller than me (cleans – clean) the yard. We (works – work) till noon. By twelve o'clock my mother (call – calls) that lunch is ready, and we go home to eat our lunch. My sisters, Sakina and Sabera (washes – wash) the dishes after lunch. After lunch my father, my brothers and I (go – goes) to mosque to perform Friday's prayer together with people. In returning from prayer everyone (sleeps – sleep) because the weather is hot.

Speaking

In pairs: Talk about your houses and find out the differences of your house with your friend's house.

e.g.

Our house is big, it has bedroom(s), a large kitchen etc.

Vocabulary

Unit 6

Nouns

Air condition
Bedroom
Cassette player
Couch
Cupboard
Dinning room
Dinner
Direction
Down stairs
Garage
Grocery market
Gym
Kitchen
Living room
Lunch
Mattress
Meal Owner
Pillow
Pool
Room
Shelf
Sink
Spoon
Tennis
Upstairs
Watch
Yard

Verbs

Decide
Drink
Have/ has
Miss
Own
Separate
Set
Sleep
Sound
Tick
Wash
Wait
Watch

Adjectives

Far
Hot
Late
Modern
Purple
Wooden

Adverbs

chorally
Indeed

Prepositions

Across from
Behind
Between
Near
Next to
Opposite of

Unit 7

My Room

In this unit you are going to:

- name bedroom's furniture.
- say where things are.
- read a short paragraph.



Unit 7

Lesson 1

My Room



- What room is this?
- What items do you see in this picture?
- Do you have a separate bedroom?
- Is it important to have a separate bedroom? Why?

Conversation

A. Listen and practice.

Listen to your teacher while reading the conversation and then practice it with your partner.

Sameera: Your bedroom is really nice, Shukria.

Shukria: Thanks, it is my brother's idea.

Sameera: How he knows about decoration?

Shukria: He has a decoration shop, indeed he is an intelligent tailor.

Sameera: Really! That is great. Where is his tailoring shop?

Shukria: It is on the Third Street.

Sameera: I really like his decoration and I want your help to go with me to his shop.

Shukria: Anytime you want to go there I will help you.

Sameera: How about tomorrow?

Shukria: That is ok.

Sameera: Then see you tomorrow at ten o'clock, Bye.

Shukria: Bye.



B. What furniture do you have in your bedroom?

Unit 7

Lesson 1

Grammar

Articles

A	I bought a beautiful bedroom. I saw a chair in the garden.
An	He ate an orange last night. She takes an umbrella in the summer.
The	I met the book I saw in the bookstore. I met the man who taught us English.

A. Put a, an or the in the correct space.

1. I have _____ nice bed. _____ bed is very comfortable.
2. I have _____ daughter.
3. _____ teacher who teaches us mathematics has a white car.
4. Our school is very large. It has _____ apartment for laboratories and _____ library, too.
5. We bought _____ wooden chair for our mother.
6. Today is Nelfor's birth day. Let's buy her _____ amazing gift.
7. _____ book which you gave me yesterday is lost.

B. Choose an item and describe it to your classmates using article a, an or the.

Listening

Listen to your classmates describing their rooms and write down the items of the furniture you hear.



Unit 7

Lesson 2

Conversation

Listen and practice.

Listen to your teacher while reading the conversation and then practice it with your partner.

- Razia: Your room set looks really beautiful.
Sakina: Thank you.
Razia: Where is the bed cover?
Sakina: It is over there.
Razia: And where are the pillows?
Sakina: They are in the hall.
Razia: What a beautiful color! Is it your choice?
Sakina: No, my mother helped me.
Razia: Let's hang on the curtains. Where are the curtains?
Sakina: They are on the closet.
Razia: Where do you want to put the lamp?
Sakina: Put it over the table, please.
Razia: We are finished. Now the room looks very nice.
Sakina: Thanks for your help.
Razia: You are welcome.

Vocabulary

Choose the correct meaning for the following words.

- curtain means:
 - A piece of cloth which hangs across a window or a door
 - a piece of cloth put on the table.
 - a bed cover.
- mirror means:
 - a piece of glass put on the windows.
 - a piece of glass worn .
 - a piece of glass which reflects light and produces our image when we look in it.
- pillow means:
 - a cloth bag filled with soft materials, used for resting your head on, while you lay.
 - a piece of cloth hung on the door or windows.
 - a piece of cloth covers the bed.

Grammar

Questions with Where + Be

- Where is** the bathroom?
Where is the mattress?
Where are the towels?
Where are the curtains?

Answers

- It is downstairs.
It is near the pillows.
They are in the bathroom.
They are in the hall.

Unit 7

Lesson 2

A. Look at the pictures and complete the questions then answer them.

Where _____
the _____?



Where _____
the _____?



Where _____
the _____?



Where _____
the _____?



Where _____
the _____?



B. In pairs: Ask and answer questions with where + Be.

Reading

Read the following paragraph and then answer the questions.

My father is a teacher. He bought us this house last year. It has five bedrooms, two kitchens and two bathrooms. I love my father's room, because there is a shelf of books, a computer and a Television. We spent our free time there in reading, working on computer and watching TV. But my small brothers and sisters are not allowed to go there, because they may damage the computer or TV. They can play in the yard. We are all happy and keep our house clean.



1. What did the father buy last year?
2. Whose room is beautiful?
3. Where can't the small boys go?
4. What do you do at home?

Unit 7

Lesson 3

Conversation

A. Listen and practice.

Listen to your teacher while reading the conversation and then practice it with your partner.

Mother: Ebrahim! It is getting late for school.

Ebrahim: I know mom. I can't find my socks.

Mother: They are on the rope.

Ebrahim: And where are my shoes? I can't find them either.

Mother: They are in the corridor behind the door. You should get your things ready the night before.

Ebrahim: Sorry mom. I will do it by then.

B. Why Ebrahim was nervous?

C. Is it important to be ready for school or work on time? Why?

Grammar

Prepositions

in	on	under	in front of
			

A. Look at the picture and complete the sentences with the correct preposition.

- The picture is _____ the wall.
- The oven is _____ the picture.
- The lamp is _____ the table.
- The flowers are _____ the vase.
- The chair is _____ the table



B. Check true or false.

- The picture is in the wall.
- The oven is under the picture.
- The chair is near the table.
- The vase is under the table.
- The lamp is next to the picture.

Unit 7

Lesson 3

Writing

A. How many differences can you find? Write them down in your notebooks.



1. _____
2. _____
3. _____
4. _____
5. _____
6. _____
7. _____
8. _____
9. _____
10. _____
11. _____
12. _____
13. _____

B. In pairs: Compare with a partner the items of your class using there is/ isn't or there are/ aren't.

There is a table in front of each student.

There are 30 chairs in our class.

Unit 7

Lesson 4

Phonics

Short "e" sound.

Short "e" sounds like the sound in bed.



Rule

If a word has only one vowel the vowel sound is usually short.

A. Listen to your teacher and repeat.



dress



hen



leg



belt











desk



egg

B. Read the words and tick the short "e" sound.

___ ten  ___ leaf  ___ nest  ___ bee 

_ teeth  ___ net  ___ tent  ___ pen 

C. Read the sentences and underline the words with short "e" sound.

- Last week we went fishing and we took fishing net.
- I use the pen you give me yesterday.
- You have to wash your teeth every morning.
- He is collecting leaves of the tree. Last night he showed me a wonderful leaf.
- Sparrows make their nest to the highest branch of the tree.

Grammar Summary

Articles	
The	sun rises from the east. man who is in white suit is my father.
There is	a bed in your bedroom. a brunch of flower on the table.
	an apple in the fridge. umbrella under the bed.

Unit 7

Lesson 4

Questions with Where + Be

Where	is	the bookshelf? the bathroom?	It	is	in dad's room. in the yard.
	are	the dishes? the boys?	They	are	in the kitchen. in the living room.

Prepositions

in	on	under	in front of
----	----	-------	-------------

Ask and answer questions using where is/ are and prepositions.

e.g.

Where are the teachers?

They are in principal's office.

Speaking

In pairs: Pretend you lost some items in your class. Ask and answer question with your partner about the missing objects.

Listening

Listen to your classmates talking about the items they have in their houses. Write down the names of the items in your notebooks.

Vocabulary

Unit 7

Nouns

Bee
Belt
Brunch
Choice
Closet
Corridor
Cover
Curtain
Decoration
Furniture
Idea
Hall
Laboratory
Nest
Sparrow
Suit
Tailor
Towel
Tent

Verbs

Compare
Hang

Adjectives

Comfortable
Neat

Prepositions

In
On
Under



Unit 8

Review

Unit 8

Lesson 1

Grammar

Match

A. Match the sentences to their types and tenses.

1. Where do you live?
2. He is looking for his pen.
3. Is your father an engineer?
4. I am not watching TV.
5. They play tennis every afternoon.

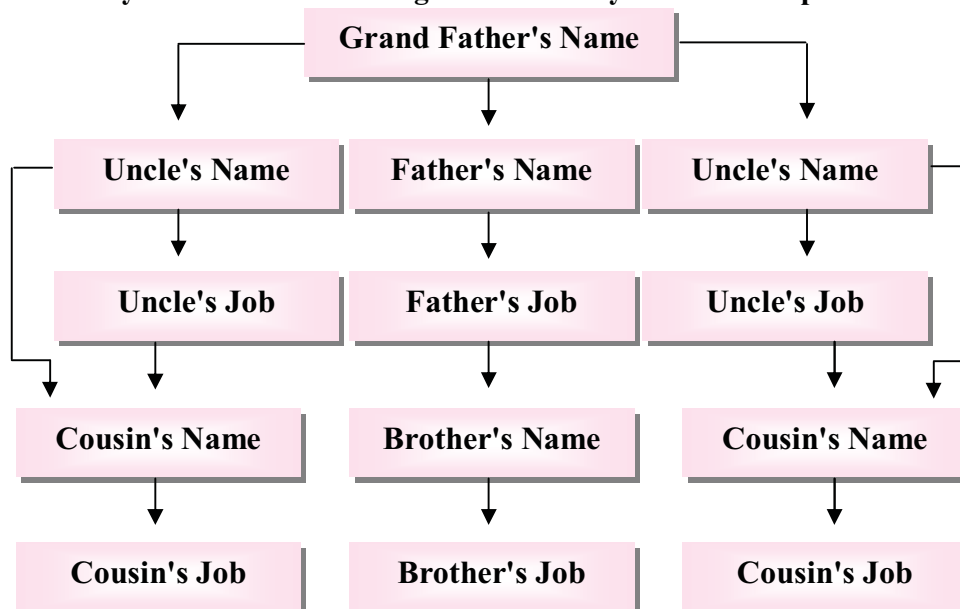
- a. Simple Present Tense statement.
- b. Present Continuous Tense.
(Negative)
- c. WH – question.
- d. Yes/ No question.
- e. Present Continuous Statement.

B. Complete the questions and give answers.

1. _____ do you live?
2. _____ this your house?
3. _____ rooms does it have?
4. _____ five rooms in your house?
5. _____ the bedrooms big?

Listening

Listen to your teacher describing his/ her family tree and complete the web.



Unit 8

Lesson 1

Speaking

A. In pairs: Ask and answer about members of your family.

- What is your name?
- What is your grandfather's/ father's/ uncles'/ brothers'/ cousins' name?
- Where do you live?
- Where does your uncle live?
- How old are you?
- What do you do?
- How old is your father?
- How many brothers and sisters do you have?
- How old are your brothers?
- What do your brothers do?

B. Choose the correct answer:

1. Where is your house?
 - a. It is very clean house.
 - b. It is on School Road.
 - c. It has five bedrooms.
 - d. My room is downstairs.
2. How many rooms does it have?
 - a. It is on Company Road.
 - b. It is really beautiful.
 - c. It has six rooms.
 - d. It has a kitchen.
3. How many brothers and sisters do you have?
 - a. I have two brothers and one sister.
 - b. They are students.
 - c. He is at home.
 - d. They are listening to the news.
4. What does your father do?
 - a. He is watering the yard.
 - b. He is talking on the telephone.
 - c. He studies the newspaper.
 - d. He is a farmer.

Writing

Write a paragraph about your family.

Unit 8

Lesson 2

Grammar

Organize the following words to make a meaningful sentence.

1. bakery/ is / where/ the/?
2. cleaning/ dining room/ I/ am/the.
3. brush/ our/ teeth/ we/ every morning/ .
4. are / my/ sister/ brother/ and/ students/.
5. is/ there/ bedroom/ your/?

Speaking

What differences do you see?

In groups: Say the differences of these two rooms.



Reading

Read the paragraph below and answer the questions.

Husnia is a teacher in a school. She teaches chemistry and physics in grades nine and ten. She goes to school at 7:00 in the morning and teaches classes till 11:00 a.m. She not only loves her job but her subjects as well. She examines many formulas for students. She is very kind to her students and behaves them very well like a mother. She listens to their questions and solves them very calmly. She tries to help them as possible as she can. All the students respect her, because she is very thoughtful and helpful to them. Sometimes she takes the students to outdoor experiment and shows them the examination there. Husnia's parents are proud of her. Many times she was awarded as hardworking and intelligent teacher of her school.

1. What time does Husnia go to school?
2. What does Husnia examine at school?
3. What does she teach at school?
4. Does she love her job and subjects?
5. How does she behave her students?
6. How does she answer the questions?

Unit 8

Lesson 3

Writing

Look at the picture. Write as much sentences as you can. Use these prepositions.

behind – under – in – between – in front of – next to – on

- a. There are pillows in the picture.
- b. _____.
- c. _____.
- d. _____.
- e. _____.
- f. _____.
- g. _____.
- h. _____.



Reading

A. Read the following paragraphs.

Nabi is 45 years old. He is a doctor. He lives in Kandahar. He goes to work by motorbike. He likes his job, because he helps the people. He also likes sports especially outdoor sports. He runs early in the morning.

Parwana is 25 years old. She is a teacher and teaches in a kindergarten. She loves her job because she loves the children. She lives in Kabul. She likes cooking. After work she goes home and cooks dinner for her family. She also loves listening to the news.

B. write two paragraphs, one about your family members and one about your classmate.

About family member

About classmate

Speaking

- A. In pairs: Ask questions about a house of your friend and elicit answers about size of the room, location, color, things in his/ her rooms, decoration and write down five sentences about it. Use there is/ are.**
- B. Write down five sentences about what items do you have in your room?**

Unit 8

Lesson 4

Phonics

Short "I" sound.

Short "i" sounds like the sound in **ill**.



Rule

If a word has only one vowel, the vowel sound is usually short.

A. Look at the pictures and repeat the words after your teacher.



fist



pin



cliff



ink



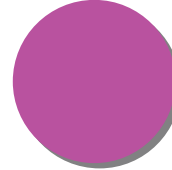
hill



ring



gift




pink

B. Read the words and sentences below and underline the word with short "i" sound.

Lip tip fine shine clip hip tie kite trip film

- What was the film about?
- Use the tip for solving the problems.
- Clips are used for fastening the documents.
- Her favorite color is pink.
- The sun shines.
- Last week we climbed on a hill.
- They have a thin cow.
- Did you find a coin?
- He ate rice last night.
- Do you have six Afghans?
- We use knife for slicing of vegetables.



Unit 8

Lesson 4

Listening

Listen to you classmate describing his/ her houses. Draw its map.

e.g. Our house is big. It has five

Vocabulary

Look at the picture and write the names of items next to the numbers.



Speaking

In pairs: Discuss about changes you made in your room this year.

Conversation

Complete the conversation.

Nahid: How many people are there in your family?

Shakila: _____.

Nahid: _____?

Shakila: My father is 50 years old. How many people are there in your family?

Nahid: _____.

Shakila: What does your father do?

Nahid: _____.

Shakila: _____?

Nahid: I have three brothers and four sisters.

Writing

You want to make a new house. Describe it in a paragraph.

Vocabulary

Unit 8

Nouns

Bakery
Cliff
Clip
Coin
Farmer
Film
Fist
Formula
Gift
Hill
Ill
Kindergarten
News
Newspaper
Physics
Size
Sun
Tip

Verbs

Behave
Examine
Fasten
Return
Slice
Shine

Adjectives

Awarded
Hardworking
Kind
Outdoor
Pink
Possible
Proud

Adverb

Calmly

Unit 9

My Clothes

In this unit you are going to:

- Name different clothes.
- Describe clothes.
- Say the color.
- Ask and say how much things cost.
- Write sentences.



Unit 9

Lesson 1

My clothes



- What do you wear at home?
- What do you wear at school?
- What do you wear while you are in bed?
- What color do you like?



Conversation

A. Listen and practice.

Listen to your teacher while reading the conversation and then practice it with your partner.

Safiah: I like the dress you are wearing. They are really nice.

Nargis: Thanks. They are really comfortable and cool.

Safiah: The color is also beautiful and it matches with your veil as well.

Nargis: It seems our idea is the same.

Safiah: I really like red color. How much did you buy it?

Nargis: 2000 Afghanis.

Safiah: It is really expensive, isn't it?

Nargis: Yes, it is, but my dad is fulfilling my wishes.

Safiah: What does he do?

Nargis: He is working in Trade center.

Safiah: He is very kind to you, isn't he?

Nargis: Yes, he is. By the way, if you like it, I will help you to buying it.

Safiah: No, thanks



B. Which kind of clothes do you like? Why?

C. Is it important to wear clothes as the choice of others?

Unit 9

Lesson 1

Grammar

Present Continuous Affirmative / Negative sentences

I **am studying** the daily newspaper.

Nafisa **is washing** the dishes.

Fatima and Mahnaz **are cleaning** the kitchen.

He **is playing** soccer.

I **am not studying** the daily newspaper.

Nafisa **is not washing** the dishes.

Fatima and Mahnaz **are not cleaning** the kitchen.

He **is not playing** soccer.

A. Complete the sentences.

- I _____ white shoes.
- Nasim _____ TV now.
- Shamsia and Fahima _____ the living room.
- You _____ tennis in the playground.
- She _____ to radio. (negative)
- Salima _____ her yellow blouse.
- We _____ black shoes. (Negative)

B. In pairs: Tell your partner what each member of your family may be doing now.

Vocabulary

A. Listen to your teacher and repeat the names of colors.



B. Rewrite the following sentences and complete them with the colors above.

- Kabir is wearing a _____ trouser and a _____ shirt. His shoes are _____ and his cap is _____.
- Shaista is wearing a _____ skirt with a _____ blouse. Her veil is _____ and she is wearing _____ shoes.
- Our teacher is wearing a _____ trousers/ skirt with a _____ shirt/ blouse. His/ Her shoes are _____.
- Ziba is wearing a _____ suit/ uniform, and her veil is _____. But her shoes are _____.

C. In pairs: Ask your partner to describe his/ her clothes.

Unit 9

Lesson 2

Vocabulary

What does it mean? Circle the correct meaning.

1. What does “big” mean?
 - a. small.
 - b. huge
 - c. tall
2. What does “old” mean?
 - a. aged and ancient
 - b. new
 - c. thin
3. What does “expensive” mean?
 - a. cheap
 - b. long
 - c. pricey
4. What does “long” mean?
 - a. short
 - b. tall
 - c. lengthy

Conversation

A. Listen and practice.

Listen to your teacher while reading the conversation and then practice it with your partner.

Salesman: Good morning. May I help you?

Customer: Excuse me. Do you have this belt in black?

Salesman: Yes, what size do you wear?

Customer: I'm not sure. I think 32 is OK.

Salesman: Here you are.

Customer: Thanks. How much should I pay for it?

Salesman: It is one hundred Afghanis.

Customer: Here you are. And do you have shoes in black, too?

Salesman: What size do you wear?

Customer: 42 is Ok for me.

Salesman: Here you are.

Customer: How much do they cost?

Salesman: They cost five hundred Afghanis.

Customer: Here you are. Bye.

Salesman: Bye.



B. When do you buy more clothes?

C. Do you buy clothes more than your need?

Unit 9

Lesson 2

Grammar

Wh – Questions for description

What is the baby like?	It is nice.
What size these shoes are?	They are small.
What color are they?	They are brown.
How much are they?	They are sixty Afghanis.
How wide is it?	It is 50 cm wide.

A. Write answers for the following questions.

- What is the chair like?
- What size is it?
- What color is it?
- How much is it?
- How wide is it?

B. Write questions for the following answers.

Answers	Questions
a. They are nineteen Afghanis.	a.
b. It 30 cm wide.	b.
c. He is 29 years old.	c.
d. The garden was beautiful.	d.
e. It was 25 m long.	e.

C. In pairs: Act the role of a customer and a salesman/ saleswoman.

Reading

Read and find picture for each paragraph.

1

I am at home. I am wearing purple skirt with a yellow shirt. My veil is green and I am sweeping the floor.



2

My favorite color is gray. I am going to school. I am wearing a black pant and a white shirt. I am having my brown bag too.



3

My father is at work. He is a teacher. He is wearing a brown suit with a blue shirt. He is also wearing glasses.



Unit 9

Lesson 3

Conversation

A. Listen and practice.

Listen to your teacher while reading the conversation and then practice it with your partner.

Mother: Is this your pant, Fahim?

Fahim: No, it's Farid's. Mine is gray.

Mother: Whose shirt is this? It's too small to be yours.

Fahim: It is Khalil's. He always leaves his things in my room.

Mother: And whose shoes are these?

Fahim: They are Salam's.

Mother: You children must learn to be tidy.

B. What does "tidy" mean? Are you a tidy boy/ girl?

Grammar

Questions with Whose	Possessive Adjectives	Possessive Pronouns
Whose _____ is this?	They are my shoes. It is your blouse. It is his shirt. It is her skirt. Those are their shoes. These are our towels.	The shoes are mine . The blouse is yours . The shirt is his . The skirt is hers . The shoes are theirs . The towels are ours .

A. Complete the sentences with suitable possessive adjectives or possessive pronouns.

- I am wearing _____ new jacket. It is _____.
- The boys are washing _____ trousers. The trousers are _____.
- She is picking up _____ skirt. It is _____.
- I took _____ brother to bazaar. I bought him a nice shirt.
Now the shirt is his.
- _____ father told me to stay in my room all day.
- I told _____ mother to help me in doing my homework.
- Is this _____ scarf?
- Whose book is this? It is _____.
- _____ dad told us to study hard.
- How was _____ examination?

Unit 9

Lesson 3

Listening

Listen to three of your classmates talking about their favorite clothes.
Write down the name and the color of the clothes they like.



Writing

Write six sentences about clothes you like to wear and five sentences about clothes your brother likes to wear.

Clothes you like

1. _____.
2. _____.
3. _____.
4. _____.
5. _____.
6. _____.

Clothes your brother likes

1. _____.
2. _____.
3. _____.
4. _____.
5. _____.

Unit 9

Lesson 4

Phonics

Short "o" sound

Short "o" sounds like the first sound in oak.



Rule

If a word has only one vowel, the vowel sound is usually short.

A. Listen to your teacher and repeat the words and pay close attention to the "o" sound.



clock



box



dog



frog



doll



sock



tea pot



job

B. Read the following words and circle the words with short "o" sound.

Fog, shock, shake, shoes, wall, nose, toast

C. Read the sentences and circle the word that have short "o" sound.

1. Last night a fox ate one of our hens.
2. We foster oxen for plough.
3. We use our nose for smelling and breathing.
4. Whose box is it?
5. We eat toast every morning?
6. Do you have a piece of rope?
7. We should pay tax to the government.
8. What a dangerous rock!
9. Will you please fax me this letter?
10. Don't knock on the door with your fist.



Unit 9

Lesson 4

Grammar Summary

Wh – Questions with Be

What	color	is	the car?	
		are	the shoes?	
What		is	the baby	like?
		are	the books	like?
How	much	is	a piece of bread?	
		are	these trousers	

Present Continuous Tense: Affirmative / Negative Sentences

I	am	(not)	wearing	white. blouse(s).
He / She	is			
We You They	are		running	fast.
It	is			

Subject Pronouns	Possessive Adjectives	Possessive pronouns
I	My	Mine
You	Your	Yours
He	His	His
She	Her	Hers
It	Its	Its
We	Our	Ours
They	Their	Theirs

Complete the sentences with correct pronouns.

- _____ father bought me blue skirt last week.
- _____ are writing the story.
- Whose book is it? It is _____.
- _____ children are swimming in the pool.
- Whose children are swimming? _____ (children).
- Is _____ cooking? Yes, _____ is.
- _____ shirt is white, but _____ is blue.

Unit 9

Lesson 4

Listening

Look at the set of things below. Listen to your classmates describing the clothes they have bought recently. Circle the things they are describing. Use pencil.



Speaking

In pairs: Choose an object from the pictures above. Your partner will guess the size, color and price.

Student A: I have a _____.

Student B: What color is it?

Student A: It is _____.

Student B: What size is it?

Student A: It is _____.

Student B: How much is it?

Student A: It is _____.

Note: Expand the conversation if it is possible.

Reading

Read these sentences. There is one spelling mistake in each. Find it and correct it.

1. I wached the animal world program last night.
2. You are me best friend.
3. The tal boy is Nader.
4. Nader is a students.
5. Who is your Eglesh teacher?
6. I wurk hard.
7. Ibrahim is goingg to school.

Vocabulary

Unit 9

Nouns

Anthropologist
Blouse
Body
Bone
Bread
Breath
Cap
Center
Cotton
Customer
Daily
Element
Evidence
Fax
Fog
Fiber
Flax
Fur
Garment
Government
Grass
Human
Income
Industry
Jacket
Line
Machine
Member
Mistake
Natural
Negative
Pants
Oak
Ox
Rock

Role
Rope
Salesman/
woman
Scarf
Secret
Shell
Shirt
Silk
Skin
Skirt
Tax
Tie
Town
Trade
Trousers
Veil

Verbs

Buy
Cost
Drop
Estimate
Fulfilling
Grow
Hide
Invent
Knock
Mean
Pay
Provide
Seen
Sew
Shack
Smell
Start
Steal/ stole
Take off
Weave
Wear

Adverb

Recently

Adjectives

Brown
Certain
Cool
Dangerous
Expensive
Individual
Lengthy
Long
Orange
Pricey
Same

Unit 10

My Body

In this unit you are going to:

- name some parts of the body.
- describe people.
- say what is the matter with people.
- write sentences.

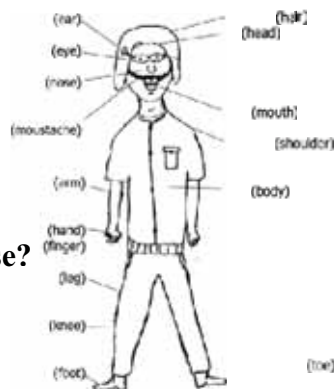


Unit 10

Lesson 1

My Body

- What color is your skin?
- What color are your eyes?
- Which hand do you use more? Why?
- How do you protect yourself from disease?



Conversation

A. Listen and practice.

Listen to your teacher while reading the conversation and then practice it with your partner.

Zareen: Mobeen, How tall are you and how much do you weigh?

Mobeen: Why?

Zareen: I want to check this table. It shows the right weight for your height.

Mobeen: I'm 1.50 centimeters tall and my weight is 60 kilos.

Zareen: Let me see. You are 10 kilos overweight. You need to lose weight.

Mobeen: How can I do that?

Zareen: You can consult your doctor and he will give you diet.

Mobeen: Thank you.

B. Do you know how to keep the balance of your height and weight?

C. How can we keep ourselves healthy?

Grammar

Questions with How

How tall are you?	I am 140 centimeters tall.
How fat is the baby?	He is too fat to walk.
How old is your grandfather?	He is 89 years old.
How much do you weigh?	I am 55 kilos.
How much does she weigh?	She weighs 40 kilos.

Type of Diet	Organic or Not	Meals Per Day	Raw or Cooked
raw juices	100% organically grown food	freshly made juice only	100% raw
raw food		1 meal plus juice	80% raw 20% cooked
whole foods	80% organic 20% non-organic	2 meals plus juice	
vegan (no eggs or dairy)	50% organic 50% non-organic	2 1/2 meals plus juice	50% raw 50% cooked
macrobiotic			
vegetarian (with eggs and dairy)	20% organic 80% non-organic	3 meals plus juice	20% raw 80% cooked
meat eater no processed foods		3 meals only	
meat eater plus packaged processed foods	all non-organically grown food	3 meals plus snacks	100% cooked

Raw and organic fruit juices have the strongest cleansing effect.

Unit 10

Lesson 1

B. Match the questions to the answers.

- | | |
|-----------------------------------|-----------------------------|
| 1. How old is your small sister? | a. It is 3 meters long. |
| 2. How wide is the class? | b. She is 12 years old. |
| 3. How much does your baby weigh? | c. It weighs 8 kilos. |
| 4. How far is your house? | d. I am 25 years old. |
| 5. How old are you? | e. It is 4 meters wide. |
| 6. How long is the rope? | f. It is 2 kilo meters far. |

A. Read the questions and then give correct answers.

1. How tall are you?
2. How much do you weight?
3. How old is your elder brother?
4. How tall is your brother?
5. How short is the tree?
6. How long is your dress?

C. Write questions for these answers.

1. _____?
He is 35 kilos.
2. _____?
I am 140 centimeters tall.
3. _____?
The skirt is 40 centimeters long?
4. _____?
5. I weigh 67 kilos.

D. In pairs: Ask and answer questions about the height and weight of your partner and his/ her family. Find how many of them have the ideal height or weight.

How tall are you?
How much does your brother weigh?

I am 160 centimeters tall.
I am 70 kilos.

Unit 10

Lesson 2

Conversation

Listen and practice.

Listen to your teacher while reading the conversation and then practice it with your partner.

Ferooz: Can you take a pair of shoes to my brother, please?

Salman: Sure, What does he look like?

Ferooz: He looks just like me. However, my hair is curly. He is tall, thin man with black hair, and beard. His eyes are brown.

Salman: I will do my best, but how can I find him?

Ferooz: This is his telephone number.

Salman: Now I am sure that I can find him easily.

Ferooz: Thanks.



Vocabulary

A. Do you know what these words mean? Choose the correct meaning.

1. "Moustache" means:

- a. Hair above the upper lip.
- b. Hair on the chain.
- c. Hair on the head.

2. "Young" means:

- a. Not old.
- b. Old.
- c. Thin.

3. "Short" means:

- a. Tall.
- b. Not tall.
- c. Old.

4. "Fat" means:

- a. Thin.
- b. Not thin.
- c. Young.



B. In groups: Describe one of your classmate without saying his/ her name. Have your group guess who you are talking about.

Student A: He is tall and fat boy. His hair is bright brown and his eyes are light green. His skin is fair and white.

Group: He is Qais?

Unit 10

Lesson 2

Grammar

Questions for describing people

What does he look like?

He is tall and thin.
 He has got black hair.
 He doesn't have black eyes.
 She has got fair skin
 She hasn't got curly hair.

A. Complete the descriptions about your friends or family members.

1. My brother:

He is a _____ man. He has _____ eyes. His hair is _____ He _____ (not) moustache.

2. My father:

He is a _____ man. He has got a _____ skin. His _____ are _____ and his hair is _____ He _____ (not) moustache. His bread is black.

3. My classmate Basira:

She is a _____ girl. Her skin is _____ and her eyes are _____ . She has a _____ hair.

Reading

Read the paragraph

Shafiq is a new student. Most of the boys at school call him Shafiq but some call him Farooq.

Shafiq finds this strange so he asks a friend, "Why do you call me Farooq?". That is because they think you are Farooq who used to be a student here. You have the same nose and eyes, and even the same curly brown hair. Farooq now lives in Kart e now.

Shafiq gets Farooq's address and sends him an e – mail. Farooq writes back and sends his picture. Shafiq finds that Farooq not only looks like him, but he also has the same family name, birth date and the same parent's name. Shafiq discovers that Farooq is his twin brother. They were adopted by two different families when their parents died in a car accident after they were born.

Read the statement and mark True (T) or false (F). underline the place in the story where you find the information.

1. Some boys don't know that Farooq is not at school. ()
2. Shafiq does not understand why the boys call him Farooq. ()
3. Shafiq and Farooq look like each other. ()
4. Shafiq and Farooq are not brothers. ()

Unit 10

Lesson 3

Vocabulary

A. What is the matter?



Sore



Flu



Earache



Headache



Backache Fever

B. Find out who is not present in your class today. What is the matter with him/ her?

1. Hadi/ sore throat.
Hadi has got a terrible sore throat.
2. _____
3. _____
4. _____
5. _____

Conversation

A. Listen and practice.

Listen to your teacher while reading the conversation and then practice it with your partner.

Omer: Where is Ashraf today?

Hamid: He is not feeling well.

Omer: Really? What is the matter with him?

Hamid: He has got a headache.

Omer: Oh, that is too bad. Tell him to take a pain killer. He will feel better soon.

Hamid: I don't know. He has got a sore throat and a backache, too.

Omer: Maybe he has got the flu. He should see a doctor, then.

Hamid: His father will take him to doctor in the afternoon.

Omer: When do you decide to visit him?

Hamid: I am not sure, but I may visit him tomorrow. Would you like to visit him, too?

Omer: Of course.

Hamid: See you tomorrow at nine o'clock.

B. What are the benefits of visiting sick people?

C. Is it harmful to take medicine without consulting of a doctor? Why?



Unit 10

Lesson 3

Grammar

What is the matter?

Have got + noun

I have got a headache.
You have got a sore throat.
He has got a backache.
She has got earache.

Advice

Take some pain killer.
Go to the doctor.
Stay in bed and don't walk a lot.
Go to the doctor.

A. Make sentences about the problems in each picture and give advice.



B. In groups: Act as a sick person and the groups guess the sickness.

Listening

Listen to your classmates talking about their health problem. Write what is wrong with them and write names of the body parts where they have problems.

Name	Health problem	Part of the body
Zainab	Aching	Head

Writing

Choose an illness and write a topic about it in your notebooks.

Unit 10

Lesson 4

Phonics

Short "U" sounds like the sound in **duck**.



Rule
If a word has only one vowel, the vowel sound is usually short.

A. Listen to your teacher and repeat the words.



cup



rug



drum



tub



sun



run



gun



up

B. Read the following sentences and circle the words with short "U" sound.

1. We use tubs for washing of our body.
2. The sun shines directly to some parts of the earth in summer.
3. The button of your shirt is broken.
4. Would you like a cup of tea?
5. The hunters caught many birds.
6. What a beautiful duck!
7. Do you know that sound? It is drum.
8. He shot the duck with the old gun.

Grammar Summary

Questions with How

How	much	do you	weigh?
		does	he weigh?
	tall	is	your boy?
	old	are	your friends?

Unit 10

Lesson 4

Have got + noun				Advice	
What is the matter?	I	have	got	a headache. a cough. the flu.	Take some aspirin. Don't drink cold water. Stay in bed. See a doctor.
	You				
	We				
	They				
	He	has			
	She				

Questions for describing people							
What	does	he	look like?	He/She	is	tall.	
		she		They/you	are	thin.	
	do	they		He/She	has	got	blue eyes.
		you		They/you	have		

Choose the correct word.

1. He (have – has) got a headache.
2. I look like my father, but my brother (doesn't – don't).
3. I (has – have) got a sore throat.
4. My brother (is – are) 160 cm tall.
5. Her eyes (are – is) brown.

Listening

Pretend one of your classmates is looking for his / her missing brother. Listen to his / her description and write the description you hear.

Speaking

In pairs: Discuss about how to control diseases?



Vocabulary

Unit 10

Nouns

Accident
Ache
Activity
Aspirin
Backache
Balance
Beard
Button
Centimeter
Chain
Cough
Cycling
Dairy
Disease
Drum
Duck
Earache
Exercise
Fever
Flu
Gun
Headache
Height
Illness
Injury
Matter
Moustache
Pain
Pain killer
Procedure
Safety
Sore throat
Topic
Tub
Way
Weight

Verbs

Accident
Avoid
Control
Cure
Do
Enjoy
Exercise
Feel
Happen
Let
Lose
Pretend
Protect
Suggest
Take
Weigh
Visit

Adverbs

Directly
Easily
Extremely
Fairly
Never
Regularly
Soon
Up
Without

Adjectives

Benefit
Better
Careless
Difficult
Fair
Fat
Fit
Harmful
Healthy
Keen
Overweight
Painful
Present
Right
Young

Expressions

What is the matter?
What is wrong?

Unit 11

Shopping

In this unit you are going to:

- name different shops.
- ask for and give directions.
- read about shopping places.
- write a paragraph.



Unit 11

Lesson 1

Shopping



- Why do people go to shopping centers (malls)?
- Is there a big shopping center in your city?
- What goods do they sell?
- How many kinds of shopping centers do you know?

Conversation

A. Listen and practice.

Listen to your teacher while reading the conversation and then practice it with your partner.

Salesman: Can I help you?

Customer: Yes, I want to buy a dozen of pens, please.

Salesman: What color do you want?

Customer: Different colors, red, green, blue and black. How much does it cost?

Salesman: Fifty Afghanis.

Customer: Oh, I am not sure if I have this amount of money.

Salesman: How much do you have?

Customer: I only have Forty Afghanis.

Salesman: No problem, I know you. You can bring teen Afghanis next day.

Customer: Thank you very much.

Salesman: You are welcome.

B. Is it a good idea to owe people whom you don't know?

C. Have you ever faced such difficulties?

Unit 11

Lesson 1

Grammar

How many / How much

How many notebooks do you want?	I want three notebooks.
How much sugar do you want?	I want a kilo of sugar.
How many pens do you have?	I have two pens.
How much is it?	It is five Afghanis.
How much does it cost?	It costs a hundred Afghanis.

A. Put the words in the box below under the correct column.

water – shirts – boys – juice – milk – books – tomatoes – flowers – girls – shampoo – apples – money – sugar – tea – trousers – time – children – soap

How much	How many

B. In pairs: Ask and answer questions about the items you have. Use How much and How many.

How much is your notebook?

How many shirts do you have?

It is thirteen Afghanis.

I have six shirts.

Unit 11

Lesson 2

Vocabulary



flower shop



bookstore



dress shop



supermarket



pharmacy



furniture shop

- Where can you buy these things? Complete the table.

a. couch	_____
b. skirt	_____
c. flowers	_____
d. books	_____
e. pills	_____

Listening

Your classmates are going to buy some items. Listen and complete the table.

Items' name	How many	Price	Where

Unit 11

Lesson 2

Reading

Read the paragraph then answer the questions below.

Ghazni

One of the oldest and the most famous cities of our country is Ghazni the capital of Ghazni province. Ghazni had a lot of great scholars and saints. The people of this province were fond of poem and poetry and created many great poets and scholars like Hakeem Sanaie. Ghazni was the capital of Afghanistan during the reign of Sultan Mahmood Ghaznawi, the king who conquered the Delhi the capital of India.



Ghazni is still one of the important cities of our country. The map of the city now has been changed in many places. A lot of markets and malls have been built in the city. However, the historical shrines and minarets have been kept and preserved in their ancient shapes which show the great civilization of the people of Afghanistan.

1. Is Ghazni the capital of Afghanistan?
_____.
2. When Ghazni was the capital of Afghanistan?
_____.
3. Ghazni is famous about saints and scholars; can you take the name of anyone?
_____.
4. What will you do if you visit Ghazni?
_____.
5. Are there shrines and minarets in Ghazni?
_____.
6. Do you know anything about Sultan Mahmmod Ghaznawi?
_____.

Unit 11

Lesson 3

Vocabulary

A. Do you know what these words mean? Chose the correct meaning.

1. What does "Mall" mean?
 - a. Shopping center.
 - b. Shop.
 - c. Café
2. What does "Pharmacy" mean?
 - a. A place for selling clothes.
 - b. A place where shoes are sold.
 - c. Drugstore.
3. What does "bookstore" mean?
 - a. A place for selling stationary.
 - b. A place for selling books.
 - c. A place for selling electronic tools.

Conversation

A. Listen and practice.

Listen to your teacher while reading the conversation and then practice it with your partner.

Omid: Have you visited Gulbahar center yet?

Hashmat: No, what is it like?

Omid: A beautiful and comfortable place for shopping.

Hashmat: How many shops are there?

Omid: There are many shops.

Hashmat: How many floors it has?

Omid: Hmmm, it may have more than six floors.

Hashmat: What do they sell?

Omid: They sell everything such as, clothes, jewelry, cosmetics, electric tools... etc. Besides, there is a modern hotel with excellent service.

Hashmat: What facilities it has?

Omid: There is travel agencies, bank. For convenience of the people there is an escalator and elevators.

Hashmat: Is there any parking for cars?

Omid: Yes, in underground there is a big parking.

Hashmat: When do you go next time?

Omid: I am not sure, but I may go next Tuesday.

Hashmat: Please, call me. I want to see it and I will come by my own car.

Omid: Ok, fine.



B. Is there a mall near your house?

Unit 11

Lesson 3

Writing

A. Write eight sentences describing shops around your house.

1. There is a shop near our house. The owner is a very kind man. The shop is clean.

2. _____.
3. _____.
4. _____.
5. _____.
6. _____.
7. _____.
8. _____.
9. _____.

B. Choose a shopping center and write a paragraph to describe it.

Rules of writing paragraph

1. Begin each sentence with a capital letter.
2. End each sentence with a full stop.
3. Do not start each sentence on a new line.


Unit 11

Lesson 4

Phonics

Long “a” sound.

Long “a” sounds like the sound in cake



and hair.



Rule

When two vowels are together, the first vowel usually has the long sound. The second vowel is silent. You can hear the long “a” sound in **hair** and **paid**.

Rule

A vowel usually has the long sound when a consonant and “e” come after it. The e is silent. You can hear the long “a” sound in **snake** and **tale**.

A. Listen to your teacher and repeat the words.



train



maid



plane



snake



tail



nail



bake



date

B. Read the following sentences and circle the words with long “a” sound.

1. What do you want to bake?
2. I want to make a cake.
3. I will cut it with a knife and blade.
4. I will invite my friends today.
5. We will eat and play.
6. Would you like to take it away?

Unit 11

Lesson 4

Grammar Summary

How many / How much			
How many	shirts pens notebooks	do you does she/ he	need? want have?
	Sugar Milk		
How much	is		the T- shirt?
	are		these trousers?

A. Choose How many or How much.

1. (How much/ How many) is a kilo of sugar?
2. (How much/ How many) students are there in your class?
3. (How much/ How many) subjects do you have in this grade?
4. (How much/ How many) sugar do you want?
5. (How much/ How many) is a pound of yogurt?

B. Write questions for the given answers.

1. _____ ?
A kilo of meat is one hundred and sixty Afghanis.
2. _____ ?
I have two brothers.
3. _____ ?
They are five hundred Afghanis.
4. _____ ?
She has one notebook.
5. _____ ?
A kilo of tea is seventeen Afghanis.

Listening

Listen to your classmates talking about where they want to go for shopping and what they want to buy.

Name of the student	Place they want to go	What they want to buy
Nooria/ Nawab	City center	Trousers, shirts and belt

Unit 11

Lesson 4

Speaking

A. In pairs: Pretend your father is going to travel to around. Go to the market and buy him clothes. What clothes would you like to buy?

Student A: Do you have shoes in size 42?

Student B: Yes, What color do you want?

Student A: Black is OK.

Student B: Here they are. Please check them.

Student A: Thanks. How much are they?

Student B: 400 Afghanis.

Student A: Here you are. Please count it.



B. In groups: Discuss the following sentences.

What would you do when you face these situations?

1. The shopkeeper gives you too much change.
 - a. keep the money.
 - b. return the money.
2. While shopping, you see a little boy hiding something in his/ her pocket.
 - a. talk to the boy.
 - b. talk to the shopkeeper.
3. While shopping, you break a glass or a vase.
 - a. pay the money.
 - b. don't tell the shopkeeper.
4. The shopkeeper gave you a pair of shoes in two different sizes.
 - a. return them angrily.
 - b. return them politely.

Writing

Did you face to similar situation? Write a paragraph about it.

Vocabulary

Unit 11

Nouns

Amount
Area
Civilization
Convenience
Cosmetic
Dozen
Date
Drugstore
Elevator
Escalator
Face
Facility
Jewelry
Juice
Maid
Mall
Minaret
Money
Nail
Parking lot
Pharmacy
Pill
Poetry
Pound
Shampoo
Service
Shopping center
Shrine
Snake
Sugar
Tail
Tale
Tea
Term
Train

Verbs

Attract
Bake
Bring
Change
Control
Face
Know
Open
Owe
Sell

Adverbs

Angrily
Politely
Still
Yet

Adjectives

Excellent
Famous
Talkative
Warm



Unit 12

Review

Unit 12

Lesson 1

Speaking

In pairs: Ask and answer questions about your family tree.

e.g.

What is your grandfather's name?	My grandfather's name is Farid.
What does he do?	He is an engineer.
How old is he?	He is 55 years old.

Conversation

Complete the conversation.

Farhad and Amaan are in the bazaar. Farhad is not feeling well.

Amaan: _____?

Farhad: I think I have got a _____.

Amaan: Let's go to the _____?

Doctor: What is wrong?

Farhad: I have got a terrible _____.

Doctor: Oh! You have _____.

Farhad: I get them all the time.

Doctor: Well, I see. I don't think it is very serious. Take these _____, you will feel better soon.

Writing

Arrange the following sentences in order.

- got/ have/ you/ the/ flu/ .
- _____ wrong/ is/ what/?
- shoes/ are/ my/ bed/ under/.
- does/ brother/ what/ do/ your/ ?
- pilot/ he/ a/ is/ Airline/ for/ Ariana.
- lives/ he/ in/ fourth street/ Khair khana/ in/ .

Unit 12

Lesson 1

Grammar

Put the correct verb in the blank space to complete the sentence.

be (is, am, are) wear has have look

1. Faiz's trousers _____ blue and his T-shirt _____ yellow.
2. I _____ white shoes with black suit.
3. Mina _____ a pretty skirt.
4. I _____ wearing a hat now.
5. He _____ a yellow shirt at school.
6. Do you _____ a red tie?
7. _____ these pants yours?
8. Who _____ the man in black coat.
9. Your shoes _____ new.

Reading

A. Read "My body".

Today we know more about our body and take greater care of them. Here are some tips to help you look after your body.

- Have a good breakfast every day. Don't eat too many sweets.
- Eat fruits and vegetables. Have milk and yoghurt.
- Sleep early and wake up early. Exercise regularly.
- Brush and clean your teeth twice a day. Drink lots of water.

B. Read the sentences and mark true (T) or false (F).

1. Sweets are good for your teeth.
2. Sleep for 6 to 8 hours.
3. Water helps your body.
4. Missing breakfast effects your health badly.
5. Having a complete breakfast is important.
6. Waking up early is useful.
7. Brushing harms your teeth.
8. Eating too many fruits and vegetables make you sick.
9. Regular exercise causes illness.
10. Never eat milk and yoghurt.



C. Think of two or more tips and discuss them with your partner.

Unit 12

Lesson 2

Vocabulary

Choose the correct answer.

1. What size is it?
 - a. It is one meter.
 - b. It yellow.
 - c. It is a medium.
2. Whose suit is this?
 - a. It is Noor Agha's.
 - b. They are beautiful.
 - c. They are green.
3. I have got the backache.
 - b. Take some painkillers.
 - c. I have the flu.
 - d. What is wrong?
4. How much sugar do you want?
 - a. A kilo please.
 - b. It is two kilos.
 - c. How much is it.

Writing

A. Choose one of your traditional clothes and describe it in a paragraph.

A large rectangular writing area with horizontal lines and vertical dashed lines on the left and right sides, resembling a sheet of lined paper.

B. Choose one of your classmate and describe his/ her appearance.

Speaking

Look at the pictures of patients and give them advice for treatment.



Unit 12

Lesson 2

Vocabulary

Circle the correct word to complete the sentence.

1. In winter, we wear _____ to keep us warm.
a. shirt
b. jacket
c. blouse
2. We hear with our _____.
a. ears
b. shoulder
c. nose
3. We wear _____ to protect our head from coldness and hotness.
a. trousers
b. shirt
c. pakool hat
4. Traffic lights are red, yellow and _____.
a. purple
b. pink
c. green
5. We go to our mosque by _____.
a. head
b. hand
c. foot
6. You write with your _____.
a. hand
b. foot
c. mouth

Listening

Write the sentences you hear from your teacher.

.....

.....

.....

.....

Unit 12

Lesson 3

Speaking

In pairs: Practice the questions and answers between two students.

Tariq: you look very weak these days.

Jamil: I feel rather dizzy and I had a headache.

Tariq: You are not wearing warm clothes; maybe you are catching a cold.

Jamil: you are probably right, I am still using summer clothes and I usually suffer from cold.

Tariq: You have to go to the doctor today.

Jamil: Yes, I have to go to the doctor, but I don't have enough money to buy medicine.

Tariq: Don't worry I will lend you some money.

Jamil: Thank you very much.

Grammar

Answer the following questions.

1. How much sugar would you like?
2. What are your shirts like?
3. What color is your hair?
4. How many shirts do you have?
5. How tall is Hamid?

Writing

Rewrite and arrange the following words in a meaningful sentence.

1. 1.50 cm/ is/ he/ tall/
2. old/ you/ are/ how/ ?
3. size/ wear/ do/ what/ you/ ?
4. is/ what/ he/ like/ ?
5. likes/ she/ color/ white/ .

Conversation

You are in shoes shop and you want to buy a new pair of shoes.

Complete the conversation.

Can I help you?

What color do you wear?

It is 400 Afghanis.

It is 300 Afghanis.

Here you are.

_____?

It is too much expensive.
How much is that pair?

Unit 12

Lesson 4

Reading

A. Read the following questions. Circle your answer and give reasons.

1. You see someone with blue hair wearing a yellow jacket and red trousers. What would you do?
a. smile b. laugh c. copy him/ her
2. You are going to a party. What would you wear?
a. suit b. jeans and blouse c. Local clothes
3. You are buying a new jacket. What color would you buy?
a. black b. green c. purple
4. What kind of clothes do you prefer?
a. cheap b. expensive c. cheap and beautiful
5. It is very hot at school. What would you do?
a. wear cotton clothes b. make absent c. take of your clothes
6. Your friend doesn't like your clothes?
a. get angry b. change your clothes c. do nothing

B. In pairs: Choose the correct answer and practice it with your partner.

1. How much is a pocket of pain killers?
a. It is great.
b. Go to a doctor.
c. It is 10 Afghanis.
2. Whose glasses do you wear?
a. I am wearing my father shoes.
b. It is my mother's glasses.
c. It is beautiful.
3. What does the teacher look like?
a. He is the headmaster.
b. He is in front of the class.
c. He is a calm and kind man.
4. How many ribbons do you want?
a. It is red.
b. I want three ribbons.
c. The ribbons are expensive.

Writing

Write five sentences about your favorite clothes.

Vocabulary

Unit 12

Nouns

Appearance
Breakfast
Gloves
Jeans
Party
Pocket
Shoulder
Sky
Socks
Traffic
Traffic light
Winter
Yoghurt

Verbs

Hear
Prefer
Put

Adjectives


Absent
Cloudy
Pretty
Sweet
Terrible
Traditional
Useful

Unit 13

Daily Routine

In this unit you are going to:

- ask and answer about time.
- describe daily activities.
- Write a short descriptive paragraph about daily activities.



Unit 13

Lesson 1

Daily Activities



- What time do you do these things? (having breakfast, exercise)
- When do you go to bed?
- What time do you do your homework?
- How many hours do you sleep?

Conversation

A. Read and practice.

Listen to your teacher while reading the conversation and then practice it with your partner.

Naqibullah: How do you spend your days, Faisal?

Faisal: Well, on weekdays I wake up around 4:30. I pray then I walk for about 30 minutes and then I have my breakfast.

Naqibullah: Really? What time do you go to school?

Faisal: I go to school at 6:30.

Naqibullah: What time does your first lesson start?

Faisal: It starts at 7:00 a.m.

Naqibullah: When do you get home in the afternoon?

Faisal: Our lessons finish at 11:30 and I get home at around 12:00 o'clock.

Naqibullah: What do you do in the afternoon?

Faisal: First I take a shower, and then I have my lunch and do my prayer. I sleep for awhile and then I water the garden and I study for one and half hour my school subjects as well.

Naqibullah: When do you go to bed?

Faisal: Well, I have dinner at 8:30 then I watch TV and speak with my family and I go to bed.

B. Do you have enough time for doing your chores?

C. Complete the sentences with your timetable.

1. I wake up at _____ in the morning.
2. I have my breakfast at _____.
3. I leave home for school at _____.
4. At _____ I return home from school.
5. I do my homework in the afternoon at _____.
6. I go to bed at around _____.

Unit 13

Lesson 1

Vocabulary

A. Listen to your teacher and repeat the time.



It is twelve o'clock at noon.
It is 12:00 p.m.



It is fifteen past three o'clock in the afternoon.
It is 03:15 p.m.



It is seven o'clock in the morning.
It is 7:00 a.m.



It is five o'clock in the morning.
It is 5:00 a.m.



It is nine o'clock at night.
It is 9:00 p.m.

B. In pairs: Draw clocks in your notebooks. Ask and answer questions about time.

e.g. What time is it?

It is eight o'clock in the morning.
It is 8:00a.m.

Grammar

Prepositions of Time

In the morning	on Saturday	at 7:00 a.m.
In the afternoon	on Tuesday morning	at one o'clock
In the evening	on Monday	at night

A. Complete the sentences and then practice with a partner.

Marjan: Are you busy _____ Monday afternoon.

Gul Jan: Why?

Marjan: There is a conference about "Islam" in Kabul Educational University.

Gul Jan: Is it _____ one o'clock _____ the afternoon?

Marjan: No, it will start _____ one and half p.m.

Gul Jan: Then see you _____ Thursday afternoon there.

B. Make a similar conversation about yourself with your partner.

Unit 13

Lesson 2

Conversation

Listen and practice.

Listen to your teacher while reading the conversation and then practice it with your partner.

Obaid: Hurry up, Zaki!

Zaki: What time is it?

Obaid: It is twenty to five. They are outside waiting.

Zaki: Ok, let me wear my shoes.

Is it polite to make people wait for you?

Vocabulary

A. Listen to your teacher and repeat the time.

It is half past five.
It is 5:30



It is quarter to nine.
It is 8:45



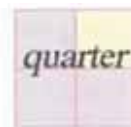
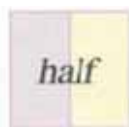
It is quarter past two.
It is 2:15



It is half past eleven.
It is 11:30



It is quarter to six.
It is 5:45



B. In pairs: Ask and answer about time shown in the pictures below.

Example:

Student A: What time is it?

Student B: It is quarter past ten.

a.



b.



c.



d.



e.



f.



Unit 13

Lesson 2

Speaking

A. In groups: Ask your group about their daily activities.

What time do you	Name	Name	Name
- pray	_____	_____	_____
- have breakfast	_____	_____	_____
- go to school	_____	_____	_____
- return home from school	_____	_____	_____
- have lunch	_____	_____	_____
- do your homework	_____	_____	_____
- watch TV	_____	_____	_____
- play with your friends	_____	_____	_____
- sleep	_____	_____	_____

B. Choose a group member and say two differences between your schedule and his/ her schedule.

Reading

Read the paragraph and then answer the questions.

Look around you. Where are you now? There must be a clock around you. Why is that? It is because time is important. You build your routine around time. You wake up at a special time every morning and sleep at the same time every night. During the day, there are things you do that do not change such as having breakfast, lunch and dinner. These are our Islamic teachings to use time wisely; say our prayers on time and be punctual on our works and duties, to serve our people and make Allah (SWT) pleased. Time never stops and never goes back. Use it well, while you have it.



- This paragraph is about:
- daily routine - time clocks
 - Why should we use time well?
-
- What are the teachings of Islam about time?
-

Unit 13

Lesson 3

Reading

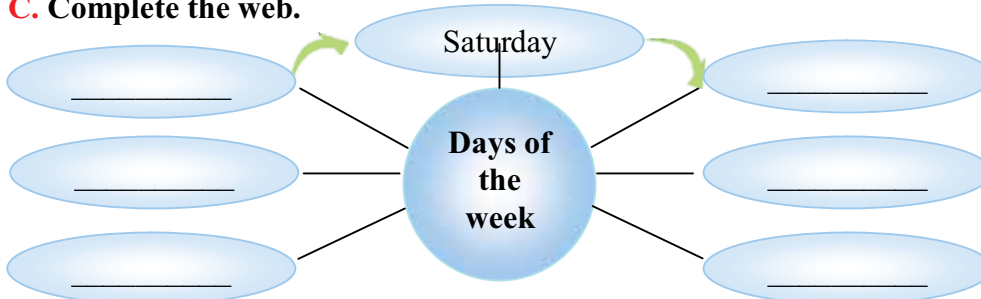
A. Listen to your teacher and repeat days of the week.

March						
Saturday	Sunday	Monday	Tuesday	Wednesday	Thursday	Friday
1	2	3	4	5	6	7
10	11	12	13	14	15	16
17	18	19	20	21	22	23
24	25	26	27	28	29	1
2	3	4	5	6	7	8

B. Complete the sentences.

Today is _____, yesterday was _____, tomorrow is _____.

C. Complete the web.



Listening

Listen to your classmates, talking about their daily routine and complete the chart.

Name	Day	Time	Activity
Taher	Saturday	4 p.m.	Watering flowers

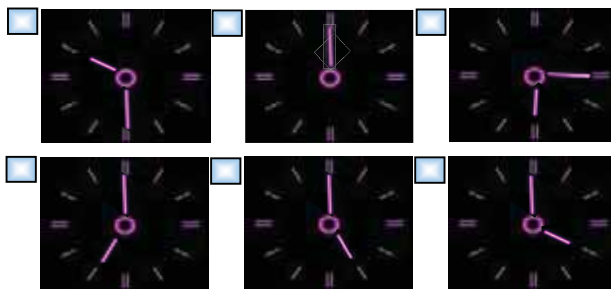
Unit 13

Lesson 3

Writing

A. Read the sentences which describe Malaly's daily routine. Match them with the clock.

1. She has lunch at twelve.
2. Malaly goes to bed at half past ten at night.
3. She gets up at five o'clock every morning.
4. She starts doing her homework at four.
5. She reaches at school at seven o'clock.
6. She eats breakfast at quarter past six.



B. Use the sentences above to write a paragraph about Malaly's routine.

A writing area consisting of a light orange rectangular box with a folded bottom-right corner. Inside the box are five horizontal lines for writing.

C. Write a paragraph about your daily routine on Friday. Remember to use writing rules.

A writing area consisting of a light blue rectangular box with a folded bottom-right corner. Inside the box are five horizontal lines for writing.

Rules of forming a paragraph

1. Begin each sentence with a capital letter.
2. End each sentence with a full stop.
3. Do not start each sentence on a new line.

Unit 13

Lesson 4

Phonics

Long "e" sound

Long "e" sounds like the sound in leaf sea bee.



Rule

When two vowels are together, the first vowel usually has the long sound. The second vowel is silent. You can hear the long "e" sound in **meat**.

Rule

A vowel usually has the long sound when a consonant and "e" come after it. The e is silent. You can hear the long "e" sound in **meter**.

Read the sentences and underline the word with long "e".

1. Eagle lives in top part of the mountain.
2. Let your friends use your books.
3. We grow peas in our farm.
4. The soup test well.
5. We eat rice with vegetables every Friday night.
6. We prefer drinking green tea than coffee.
7. One meter is one hundred centimeter.
8. Our school soccer team won the championship.
9. Last night I saw a wonderful dream.
10. We need peace for developing of our country.

Grammar Summary

Prepositions of Time

I	pray	at	4 o'clock. noon. night.
He/ She	goes to school	in	the morning. the evening. the afternoon.
They	Have English classes	on	Saturdays. Tuesday.

Choose the correct preposition.

1. Do you have Math test (on/in) Monday?

Unit 13

Lesson 4

2. We live (in/on) small village.
3. We go to school (at/ in) nine o'clock.
4. There is a university (in/ on) Qargha Road.
5. We pray (on/ at) four and half every morning.

Speaking

In groups: Talk about your daily routine.

Listening

Listen to your classmates talking about their daily activities and complete the table.

Name	Activity	Time and day
Shakir	go grocery shopping	at 4:00 on Tuesday.

Writing

A. Number the activities below in the order you do them. Write the times then write the complete sentences.

order	activity	time	order	activity	time
	come home			go to bed	
	have lunch			have dinner	
	do my homework			get ready for school	
	leave home			get up and pray	
	have breakfast			go shopping	
	watch TV			watering	

B. Use the activities above to write a paragraph about your daily activities.

Vocabulary

Unit 13

Nouns

Championship
Coffee
Conference
Dream
Ear
Islam
Meter
Prayer
Progress
Road
Routine
Soup
Timetable
Village
Weekdays

Verbs

Begin
Develop
Past
Pray
Repeat

Expression

Hurry up!

Adjectives

Enough
Half
Islamic
Punctual
Special
Wonderful

Adverb

Outside
Wisely

Unit 14

Food

In this unit you are going to:

- name different kinds of food.
- talk about the food you like.
- order from a menu.
- write a short paragraph.



Unit 14

Lesson 1

Food

Listen to your teacher and repeat.



milk



cola



tea



coffee



apricots



oranges



apples



mangoes



eggplant



cauliflower



radishes



beans

- What is your favorite food/ drink?
- Look at the pictures. Place the items in the correct circle.

Food

Drink

Unit 14

Lesson 1

Listening

One of your classmates needs some things from the supermarket. Listen and complete the table.

No	Name of the items	No	Name of the items

Conversation

Listen and practice.

Listen to your teacher while reading the conversation and then practice it with your partner.

Mom: Shazia, eat your lunch.

Shazia: Sorry mom, I don't have time. I just take some bananas with me.

Mom: At least drink some churned sour milk.

Shazia: I don't like churned sour milk. I will have some juice instead.

Mom: Why?

Shazia: You know, churned sour milk makes me sleepy and I can't understand the lesson well.

Mom: Oh I see.

Shazia: Ok mom, it is time to go to school, bye.

Mom: Bye and take care.

What kind of food you like or don't like? Why?

Grammar

Countable nouns		Uncountable nouns
Singular	Plural	Singular only
an orange	oranges	water
a carrot	carrots	rice
a potato	potatoes	meat
an egg	eggs	milk
a mango	mangoes	cheese

A. Mark the words in the list with © for countable and ⊖ for uncountable nouns.

- cheese
 orange
 meat
 mango
 tea
 banana
 apple
 carrot
 water

B. Go back to the list of nouns and use a, an for countable nouns and X for uncountable nouns

C. In pairs: Tell your partner which of the above food you like or don't like.

Unit 14

Lesson 2

Conversation

Listen and practice.

Listen to your teacher while reading the conversation and then practice it with your partner.

Farzad: Mom, I am really hungry. Is breakfast ready?

Mother: Almost, but we don't have any bread

Can you go to the bakery and get some.

Farzad: Ok. Do you need anything else?

Mother: Could you also stop at the dairy shop and get some cheese.

Farzad: Is that all?

Mother: Can you pass by the butchery shop and get some meat for lunch?

Farzad: Mom, I am hungry.

Is it important to write a list before buying things? Why?

Grammar

Some / Any

Are there any eggs in the fridge? Are there any apples in the fridge?	Yes, there are some eggs. No, there aren't any apples.
Do Ahmad and Nader have any bananas? Do you have any milk?	Yes, they have some bananas. No, I don't have any milk.

A. Choose some or any to complete the sentences.

1. There are (some/ any) cherries on the table.
2. Do you want (some/ any) thing from the supermarket?
3. There isn't (some/ any) sugar in the glass.
4. Would you like (some/ any) tea?
5. Is there (some/ any) juice left?
6. Yes, there is (some/ any) in the jug.
7. There aren't (some/ any) teacher in the class.

B. In pairs: Tell each other what you need from the supermarket.

Student A: Are there any pencils' sharpeners in the supermarket?

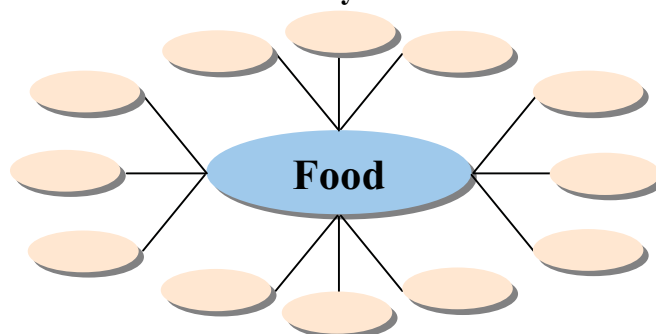
Student B: Yes, there are some.

Unit 14

Lesson 2

Vocabulary

Write as much names of the food as you know.



Name the shops you go to buy the food stuff? Why?

Reading

What do you know about the food pyramid?

There are four main food groups; Bread, Cereals, Rice and Macaroni are the first group. They give us B vitamins and starch. We need four servings a day from this food group. Fruits and vegetables are in the second group. They give us vitamins A and C. fruits also give us sugar which does not harm us like the one in candy. Milk, butter, cheese, and yogurt are in the third group. They give us vitamins and calcium. These are important to make our bones and teeth strong. We must have milk or other dairy products three times a day. Meat, fish, eggs, beans and nuts are also in this group. All these kinds of food help to build our muscles. We must have at least two servings of these. The fourth group includes fats, oils, and sugar. We must eat very little of these types of food. To be healthy it is important to eat different foods from each group.



Read the paragraph then answer the questions.

1. The main idea of the paragraph is:
 - a. How food is divided ?
 - b. Why food is important?
 - c. What food we can eat?
2. Is the sugar in fruits good for us?
3. What are the first group members?
4. What makes our bones and teeth strong?

Unit 14

Lesson 3

Conversation

Listen and practice.

Listen to your teacher while reading the conversation and then practice it with your partner.

Customer: May I have the menu, please?

Waiter: Here you are, Sir. What would you like to order?

Customer: Well, I always start with chicken soup. Then I would like barbecued steak (kabab) with Qabeli.

Waiter: And what would you like to drink?

Customer: A cola please.

Waiter: How about dessert?

Customer: I never take dessert, but I would have a cup of tea.

B. What would you like to eat when you go to a restaurant? Why

Vocabulary

A. Read the phrases.



a cup of tea a pot of tea a piece of cake a glass of juice a bottle of water

B. Which words go together? Tick the chart.

	Pot	bottle	glass	cup	Piece
Water					
Coffee					
Bread					
Cheese					

Unit 14

Lesson 3

Grammar

Adverbs of Frequency

Our schools always start by the 3rd of Hamal (23rd of March).
 We usually have 15 days holiday in the summer.
 I often do my homework at home.
 We sometimes do our homework in the class.
 I never neglect my homework.
 I rarely late for lunch.
 I seldom go to bed very late.

Adverb of Frequency

Always	Usually	Often	Sometimes	Seldom	Rarely	Never
100%	90-99%	75-90%	25-75%	10-25%	1-10%	0%

A. Complete the sentences with suitable adverb of frequency.

- I _____ have milk for breakfast.
- I _____ have rice for dinner.
- We _____ buy cookies.
- Our classmate _____ bring bread in the class.
- I _____ brush my teeth before going to bed.
- I _____ late for school.
- I _____ visit my relatives.

B. In pairs: Compare these two sentences.

I always have milk and butter for breakfast.

Sometimes, I have milk and butter but I always have tea in breakfast.

Writing

A. Answer these questions.

- When do you always have dinner?
- Where do you usually have it?
- What do you often eat/ drink?
- What do you sometimes have for dessert?
- What do you never have at night?
- What do you seldom have for lunch?
- What do you rarely have for breakfast?

B. Use the answers to write a paragraph in your notebook.

Unit 14

Lesson 4

Phonics

Long "i" sound.

Long "i" sounds like sound in **kite**



and **light**.



Rule

When two vowels are together, the first vowel usually has the long sound. The second vowel is silent. You can hear the long "i" sound in **lie** and **pie**.

Rule

A vowel usually has the long sound when a consonant and "e" come after it. The e is silent. You can hear the long "i" sound in **ride** and **white**.

A. Listen to your teacher and repeat the words.



rice



lime



five



time

B. Read the sentences and circle the words with long "i" sound.

1. Shamsia is a wise and intelligent girl.
2. I love white color than the black.
3. Do you love pink color, too?
4. I usually have milk for breakfast.
5. Please write me when you are on vocation.
6. Make list of food you need from supermarket.
7. We grow rice in our garden.
8. Will you give me a gift for my birthday?
9. We use string for multiple purposes.

Unit 14

Lesson 4

Grammar Summary

Adverb of Frequency

I You We They	always usually sometimes never	buy eat	hot food. hamburger.
He She		buys eats	
It		bark.	

Adverb of Frequency followed by "Be"

I	am	always usually sometimes never	late for school. on time for school
He She	is		
You We They	are		
Sometimes	I	am	late for school.

Some / Any	Countable	Uncountable
Affirmative	There are some carrots in the basket.	There is some water in the pot.
Negative	There aren't any carrots in the basket.	There isn't any sugar in the glass.
Questions	Are there any apples in the fridge?	Is there any milk in the bottle?

Complete the conversation with some or any.

Ahmad Faiz: Is there _____ milk left?

Qadar: Yes, there is _____ in the bottle on the table.

Ahmad Faiz: Would you like _____ milk?

Qadar: No, thank you. I don't think I'll drink _____ tonight. Could I have _____ water, please?

Ahmad Faiz: Sure. There is _____ in the fridge. Do you know _____ body who comes from Lugar?

Qadar: Yes, I think there is _____ one in our class.

Ahmad Faiz: Great, could you ask him _____ questions for me?

Qadar: No problem. Is there _____ thing special you want me to ask?

Ahmad Faiz: No, I don't have _____ thing in particular in mind. Maybe you could ask him _____ questions about life in Lugar. Is that OK?

Qadar: I would be happy to do that for you.

Unit 14

Lesson 4

Speaking

In pairs: Ask your partner these questions. He/ She answer them with always, usually, sometimes and never.

How often do you:

- eat breakfast?
- eat green vegetable?
- have ice cream?
- eat eggs?
- eat chocolate?
- eat biscuits?
- sleep early?
- exercise in a day?

Reading

History of Cheese

Cheese was first made more than 4,000 years ago by Asian people. Later cheese making spread to Europe. Cheese is a food consisting of proteins and fat from milk, usually the milk of cows, buffalo, goats, or sheep. It is produced by coagulation of the milk protein casein. Cheese is full of calcium which is necessary for your bones. However, cheese takes long time to digest. This is because cheese often has a lot of fat. Nowadays, low-fat cheese is made and sold at supermarkets. No matter where it comes from, you have to watch how much cheese you can eat every day.



1. Who made cheese for the first time?
2. When it was made?
3. Why cheese is good or bad for you?
4. What is cheese consisting of?
5. What is cheese made of?

Vocabulary

Unit 14

Nouns

Apricot
Bakery
Bean
Birthday
Bread
Buffalo
Butchery
Butter
Candy
Cauliflower
Casein
Cereal
Cheese
Chicken soup
Churned sour milk
Coagulation
Cola
Dairy shop
Dessert
Eggplant
Fat
Jug
Light
Lime
Macaroni
Meat
Menu
Mango
Nut
Oil
Pencil sharpener
Restaurant

Pie
Protein
Rice
Sheep
Starch
Steak
String
Time
Vitamin
Vocation

Verbs

Ask
Consist
Digest
Harm
Lie
Order
Spread

Adverbs

Always
Instead
Low
Never
Often
Rarely
Seldom
Sometimes
Usually

Adjectives

Any
Low
Necessary
Particular
Some
Wise

Unit 15

Countries

In this unit you are going to:

- name countries, cities, nationalities and languages.
- ask and answer "Where are you from?".
- say the months of the year.
- describe the weather.



Unit 15

Lesson 1

Countries



- Name three countries you would like to visit? Why?
- What is the nationality of the people in each country?
- What languages do they speak?
- What is the capital of each country?

Conversation

Listen and practice.

Listen to your teacher while reading the conversation and then practice it with your partner.

Farooq: You are from India, aren't you?

Raj: Yes, I am Indian. How do you know that?

Farooq: You look like my Indian friend.

Raj: Do you speak Urdu?

Farooq: Not really, I just know a few words, but I speak English well.

Which part of India are you from?

Raj: Delhi, the capital city.

- What is Raj's nationality?
- Why is learning foreign languages important?

Unit 15

Lesson 1

Grammar

"Where" Question

Where are you from?	I am from Afghanistan.
Where is your friend?	He is in the yard.
Where does your friend live?	He lives in Herat.
Where do you go for your holidays?	I will go to Saudi Arabia for performing Umra.
Where is the kitchen?	It is behind the living room.

A. Complete the conversation.

C. _____ is Jamal from?	A. _____ Taher and Najiba from?
D. He _____ from Laghman.	B. They _____ Paktika.
C. _____ is Laghman?	A. _____ is Paktika?
D. _____ in the East of Afghanistan.	B. _____ in South of Afghanistan.
C. _____ he live?	A. _____ they live?
D. He lives _____ Alishang.	B. They live _____ Kabul.
C. _____ he now?	A. _____ they work?
D. _____ in the library.	B. They _____ in a travel agency.

B. In pair: Ask your partner three questions using where.

Listening

Bahram and Zaki met for the first time. Where are they from? What are their nationalities? What are their native languages? Where do they live? Listen to your classmates Willian Bahram and Zaki filling the table.

Name	Countries	Nationalities	Languages	Live
Ashraf Gul	Turkey	Turkish	Turkish	Istanbul
Rahman	Iran	Iranian	Persian	Tehran

Unit 15

Lesson 2

Conversation

Listen and practice.

Listen to your teacher while reading the conversation and then practice it with your partner.

Farooq: Hello Mina, this is Farooq.

Mina: At last you called me! Where are you?

Farooq: I am in Australia.

Mina: Really! What is it like?

Farooq: I am freezing.

Mina: In July?

Farooq: Yes, it is snowing here. It is winter in Australia now.

Mina: Oh I see, do you have any winter clothes?

Farooq: Yes, I do. What is the weather like in Kabul?

Mina: It is dry and windy. Ok have a nice time there.

Farooq: You, too.

If you are abroad, how often would you call to your family? Why?

Vocabulary

A. Choose an adjective below to describe each season.



spring



summer



autumn/ fall



winter



rainy



sunny



cloudy



snowy



windy



humid

Student A: What is the weather like in summer?

Student B: It is hot and dry.

B. Complete the sentences about the weather in these cities.

1. In Badakhshan it is _____ and _____ during winter.
2. In Nangarhar, it is hot and _____ in summer.
3. During spring, it is _____ in Kabul.
4. In fall, it is _____ in Logar.

Unit 15

Lesson 2

Speaking

In groups: Look at the map and ask each other questions about the weather in different places.

Student A: What is the weather like in Ghor?

Student B: It is sunny and hot in summer.

Student C: It is cold in winter.



Reading

Read the passage and answer the questions,

Do you like traveling? Would you like to see different types of weather? Then go to Africa! Africa is a large continent. Half of the continent is south of the equator and other half is north of it. That is why the four seasons can be seen throughout this continent in the same month.

During July and August, the Tunisians, Egyptians and Moroccans enjoy the warm summer sun. However, for the South Africa, July and August mean winter. The weather there gets very cold, but it never snows.



Cameroon, Nigeria and Rwanda are around the equator. It is usually hot and humid there and it always rains. For this reason these countries have many forests and trees.

There are two deserts in Africa. They have no rain. Hot and dry winds blow in these deserts all the year around. If you plan a visit to Africa make sure you see three seasons in one month.

1. The main idea of this reading is:
a. deserts in different countries. b. weather in Africa. c. summer in the Africans continent.
2. There are different seasons in the same month in Africa. Why?
3. What kind of clothes does the South Africans wear in July?
4. Would you like to visit Africa? Why?

Unit 15

Lesson 3

Vocabulary

A. Listen to your teacher and repeat Gregorian months of the year.



- What is the first Gregorian month?
- How many days are there in February?
- When is your birthday?

B. Listen and repeat the following ordinal numbers.

1 st first	2 nd second	3 rd third	4 th fourth
5 th fifth	6 th sixth	7 th seventh	8 th eighth
9 th ninth	10 th tenth	11 th eleventh	12 th twelfth
13 th thirteenth	14 th fourteenth	15 th fifteenth	16 th sixteenth
17 th seventeenth	18 th eighteenth	19 th nineteenth	20 th twentieth
30 th thirtieth	40 th fortieth	50 th fiftieth	60 th sixtieth
70 th seventieth	80 th eightieth	90 th ninetieth	100 th hundredth

C. Read and match the numbers.



D. Guess the month.

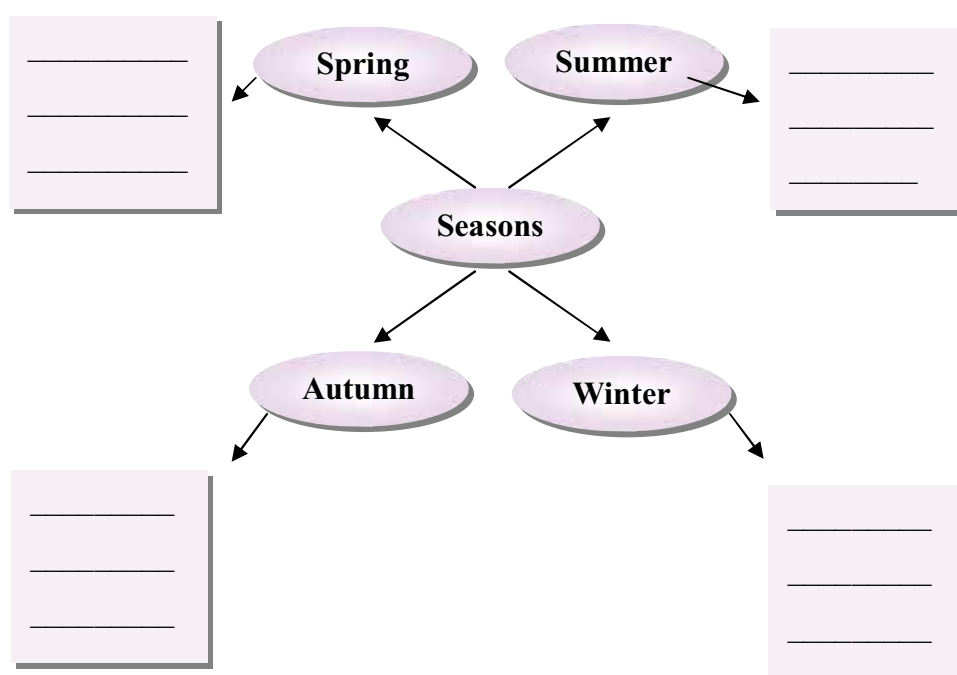
- First letter is in "jam" not in "sam".
- My second letter is in "tub" but not in "table".
- My third letter is the fourth letter in "smile".
- My fourth letter is the twenty fifth letter of the alphabet.

Unit 15

Lesson 3

Listening

Listen to your teacher while saying the names of months of the year. Write each month in the correct season.



Writing

A. Complete with information about yourself.

Name: _____

City: _____

Nationality: _____

Season and weather: _____

My favorite month: _____

B. Use the information above to write a paragraph.

Unit 15

Lesson 4

Phonics

Long "o" sound.

Long "o" sounds like the sound in **rose**



and **boat**.



Rule

When two vowels are together, the first vowel usually has the long sound. The second vowel is silent. You can hear the long "o" sound in **coat** and **road**.

Rule

A vowel usually has the long sound when a consonant and **e** come after it, the **e** is silent. You can hear the long "o" sound in **nose** and **phone**.

A. Listen to your teacher and repeat the words.



soap

hope

hope



goat



home



roar



rope

B. Read the sentences and circle the words with long "o" sound.

1. Can you read this letter for me, please?
2. I like red color as well as black color.
3. Where these roads end?
4. I know the man in black suit.
5. Can you write me a note?
6. I could swim fast.
7. He got the top scores.
8. Please take care of my child while I am at work.
9. I hope you get the best results in exam.
10. What a beautiful rose!

Unit 15

Lesson 4

Grammar Summary

"Where" Question with "Be"

Where	is	he she	from?	He She	is	from	Egypt. Nigeria.
	are	you they		I They	am are		Japan.

"Where" Question

Where	does	Nadia Rabani	live? work? study?
	do	Bahram and Qadar	

Complete the sentences with correct form "do or be".

- Where _____ the bank?
- Where _____ he work?
- Where _____ you live?
- Where _____ the washroom?
- Where _____ they want to play football?
- Where _____ the Internet cafe?
- Where _____ the doctor's office?
- Where _____ she go on holidays?
- Where _____ the shopping centre?
- Where _____ Ahmad and Merwise go every Friday?

Speaking

In pairs: Find out the capital cities and the weather of the different countries.

Follow the example:

Student A: Where are you from?
 Student B: I am from Russia.
 Student A: where is it?
 Student B: It is in North.
 Student A: What is its capital city?
 Student B: It is Moscow.
 Student A: What is the weather like there?
 Student B: It is snowy.



Unit 15

Lesson 4

Reading

A. Read and match the photographs and the paragraphs.



I love the long summer days. I get to go out every week and meet my friends. We often go to Salang or Paghman for sightseeing and enjoy the cool weather and great barbecued steak (Kabab).



Winter is very cool and snowy in our country. I always ask my father to take us Jalalabad where the weather is very enjoyable in winter.



Colorful flowers, green trees and nice weather make spring everybody's favorite season. On Fridays we often go to the Qargha to enjoy the outdoor life.



Autumn is our favorite season. I enjoy the color of the leaves. They change from yellow to dark brown. The grey sky makes it all look like a beautiful painting.

a



b



c



d



Vocabulary

Unit 15

Nouns

Coat
Continent
Desert
English
Equator
Gregorian
Hope
Language
Nationality
Phone
Plan
Rope
Rose
Result
Soap
Urdu
Weather

Verbs

Blow
Freeze
Hope
Plan
Roar

Adjectives

Cold
Humid
Rainy
Snowy
Sunny
Windy



Unit 16

Review

Unit 16

Lesson 1

Speaking

In pairs: Ask and answer about your daily activities. Ask these questions.

What time do you?

- pray
- go to school
- have dinner
- watch TV
- go to bed
- have lunch
- return home from school
- water the garden
- exercise

Conversation

Mariam is asking her friend Parwana about her daily activities. Complete the conversation then practice it with your partner.

Mariam: Parwana, what is your daily routine schedule? You always seem so busy.

Parwana: Well. I usually _____.

Mariam: _____?

Parwana: I have my breakfast at 6:00.

Mariam: And what time do you go to work?

Parwana: _____.

Mariam: That is nice. And what time do you get back home from work?

Parwana: _____.

Mariam: What do you do when you get home?

Parwana: _____ then _____.

Mariam: _____?

Parwana: I usually go to bed at around 11:00 p.m.

Mariam: Well, it is why you are so busy.

Writing

Write five sentences about your daily activities.

Unit 16

Lesson 2

Reading

Read the paragraphs and then answer the questions.

Weather forecast

If you watch the weather forecast on TV, you probably know why my job is important. I can help you decide what to wear, or tell you if it is a good time to the park. Sometimes the information I give people about the weather can save lives. Pilots need to know what the weather will be in order to fly their planes safely. Some parts of the world have severe storms. The people need to know when they are coming so that they can be prepared. I use different tools to help me predict the weather. That is a radar map. It shows where it is raining.

Forest

Forests are an important part of our world; because they are home to thousands of plants and animals. Many of these plants release oxygen that we need in order to breathe. Some plants are important because; we use them to make medicines. My job is to study forests in different parts of the world and see what we need to do to keep them for future generations.

1. How can we protect jungles from destruction?
2. Why weather forecasting is important?
3. What a weather forecaster tell us?
4. Why forests are important?
5. Do you plant trees every year? Why?

Vocabulary

Choose the correct answer.

1. What time is it?
 - a. It is six o'clock.
 - b. It is Friday.
 - c. In the afternoon.
2. Where are you from?
 - a. I speak Pashto.
 - b. I am from Germany.
 - c. Kabul is the capital of Afghanistan.
3. What do you usually have for breakfast?
 - a. Don't eat too much butter.
 - b. Milk with honey.
 - c. Some apples are in the refrigerator.
4. What is the weather like in Farah?
 - a. I love the cold weather.
 - b. It is hot and dry.
 - c. My favorite season is spring.

Unit 16

Lesson 3

Listening

Listen to your teacher while reading the following conversation and number the sentences in the correct order.

- Waiter: What would you like, Sir?
- Waiter: Would you like beverages?
- Customer: Yes, I usually have barbecue (kabab) with Qabili.
- Waiter: What else, Sir?
- Customer: Also hot chicken soup. Don't forget to bring a bowl of yogurt, too.
- Customer: A cool cola.
- Customer: Some apples.
- Waiter: How about fruits?

Speaking

In pairs: Act as a customer and a waiter?

Pretend you are in a restaurant for lunch; other student will come and ask you to order.

Writing

Use the words and phrases in the boxes to make six sentences about yourself and your family.

at in on	I My mother My father My sister	the morning half past twelve friday the weekend seven o' clock the evening the afternoon one o' clock	always usually sometimes never often	read, reads go / goes shopping have / has lunch go / goes to the mosque make / makes lunch
----------------	--	--	--	--

1. I usually go to the mosque in the morning.
2. _____.
3. _____.
4. _____.
5. _____.
6. _____.

Unit 16

Lesson 4

Vocabulary

A. Complete.

1. a _____ of tea.



2. a _____ of water.



3. a _____ of cake.



4. a _____ of juice.



5. a _____ of coffee.



6. a _____ of milk.



B. What do you usually have for breakfast/ lunch/ dinner?

C. Complete these words with the missing letters.

1. s _ _ ing.



2. g _ _ t.



3. r _ _ se.



4. _ o _ _ le



5. r _ _ _ n



6. l _ _ _ n.



Unit 16

Lesson 4

Vocabulary

Unit 16

Nouns

Barbecue
Bowl
Destruction
Forecast
Generation
Map
Mosque
Oxygen
Radar
Storm
Tool

Verb

Breathe
Forecast
Predict
Save
Storm

Adverb

Safely

Adjective

Nearest
Neighboring
Severe

**Get more e-books from www.ketabton.com
Ketabton.com: The Digital Library**